

**NSAWAM-ADOAGYIRI
MUNICIPAL HEALTH
DIRECTORATE**

2020

NUTRITION INTERVENTION

GROWTH MONITORING AND PROMOTION

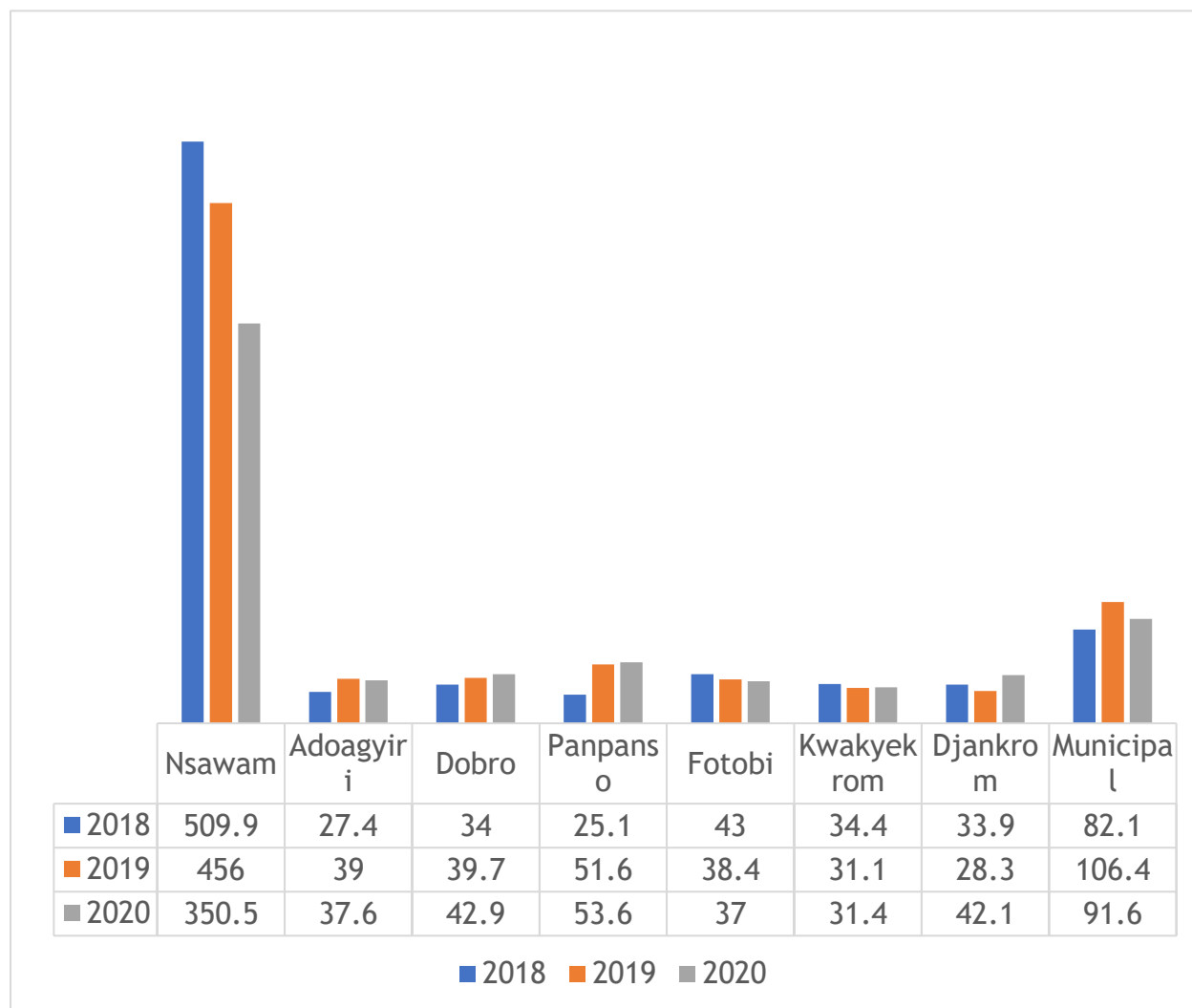


Figure 1: Growth Monitoring and Promotion

Growth monitoring and promotion is a service given to children under five years of age. It is meant to assess trends in the growth of these children. The Municipal performance is less of the previous year. And the same picture is portrayed of Fobi Adoagyiri and the almighty Nsawam Sub-Municipals. Dobro, Panpanso, Kwakyekrom and Djankrom performed a little over the previous

year even though, they couldn't achieve fifty percent of their target. A performance decline in Nsawam Sub-Municipal has a great effect over that of the entire Municipal because the hospital is the epicenter of our growth monitoring and promotion which is located here. It could be seen that about a hundred percent shortfall was reported of the Nsawam Sub-Municipal.

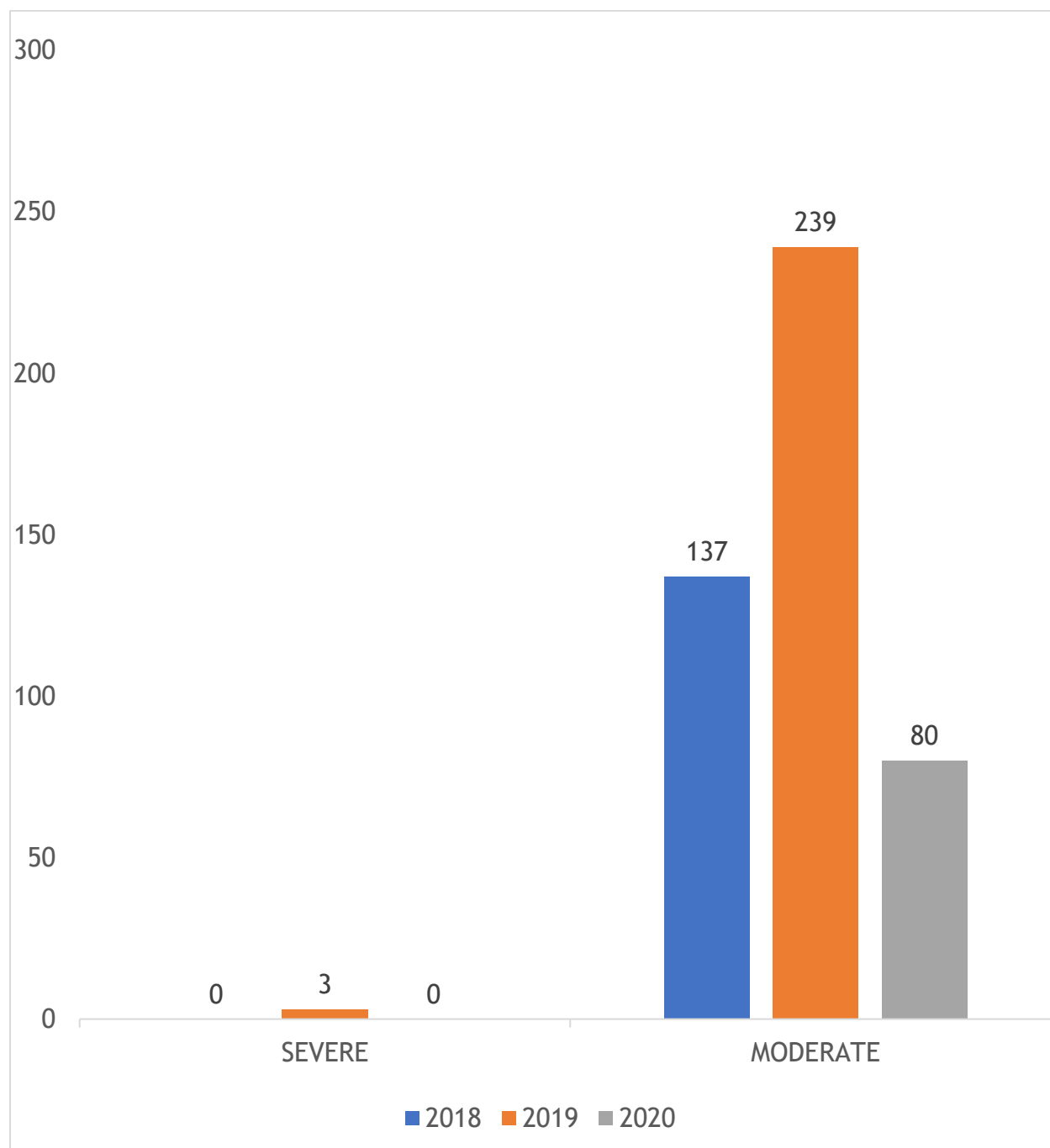


Figure 2: Underweight Children in the Municipality

The above graph is a display of a three-year trend of underweight children in the municipality. The year 2020 reported less moderate underweight children as compare to the previous years. But no severe case was reported as against 2019.

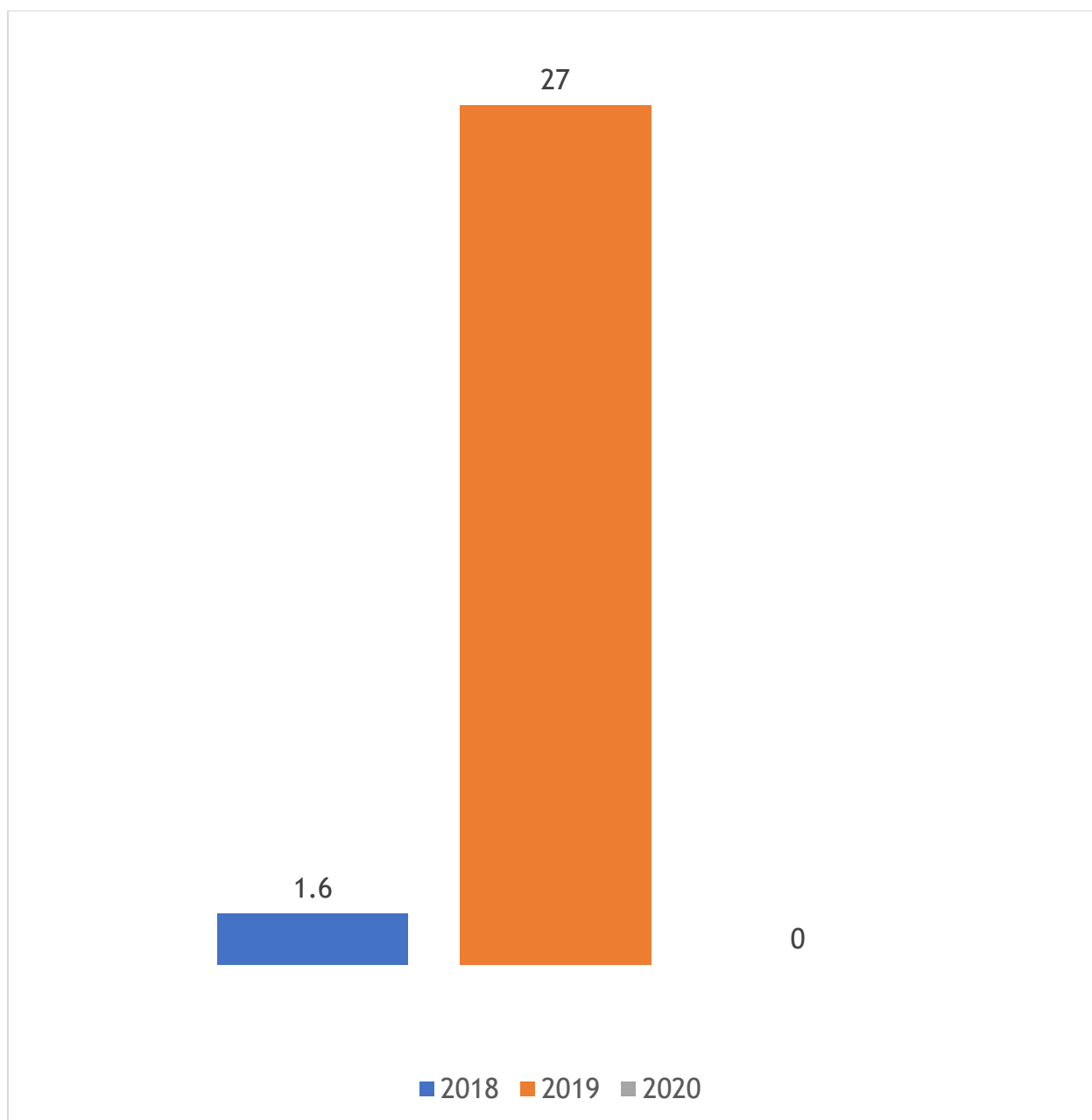


Figure 3: Percentage of Children Under Five Screened for Stunting

Stunting are children whose weight do not correspond with their age according to WHO standard. The three-year trend of the above graph is an indication that no case of stunting was reported in 2020. The fact that no case was reported does not mean that there were no stunted/stunting children in the Municipal but it's because there are no enough stadiometer/infantometer in our health facilities to enable health workers carry out the necessary measurement.

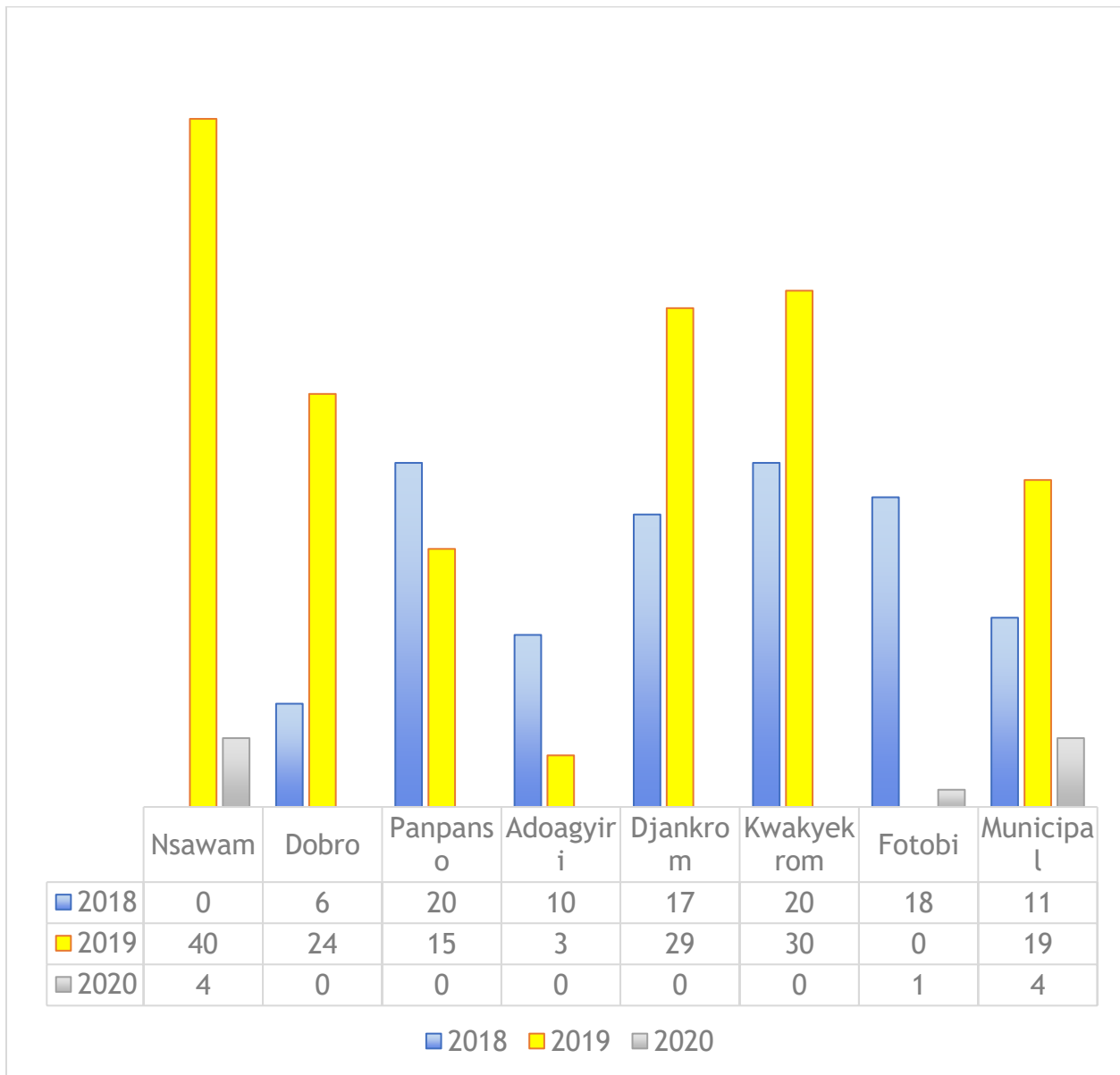


Figure 4: Three Year Trend on Percentage Coverage on SAM

The above graph shows a three -year trend on the performance on severe acute malnutrition (SAM) by sub-municipals. 2020 wasn't a good year for the management of acute sever malnutrition since donor support to the management of cases stopped abruptly without adequately preparing the nation's health systems to take over from where they've gotten to. Health workers were reluctant in searching/screening for cases since there were no food (RUTF) for management. Fotobi managed to get a case in the early part of the year because there was a lot of pressure on them since they couldn't report any case in the previous year before the year under review. And the government hospital located under Nsawam Sub-Municipal also reported four inpatient cases.

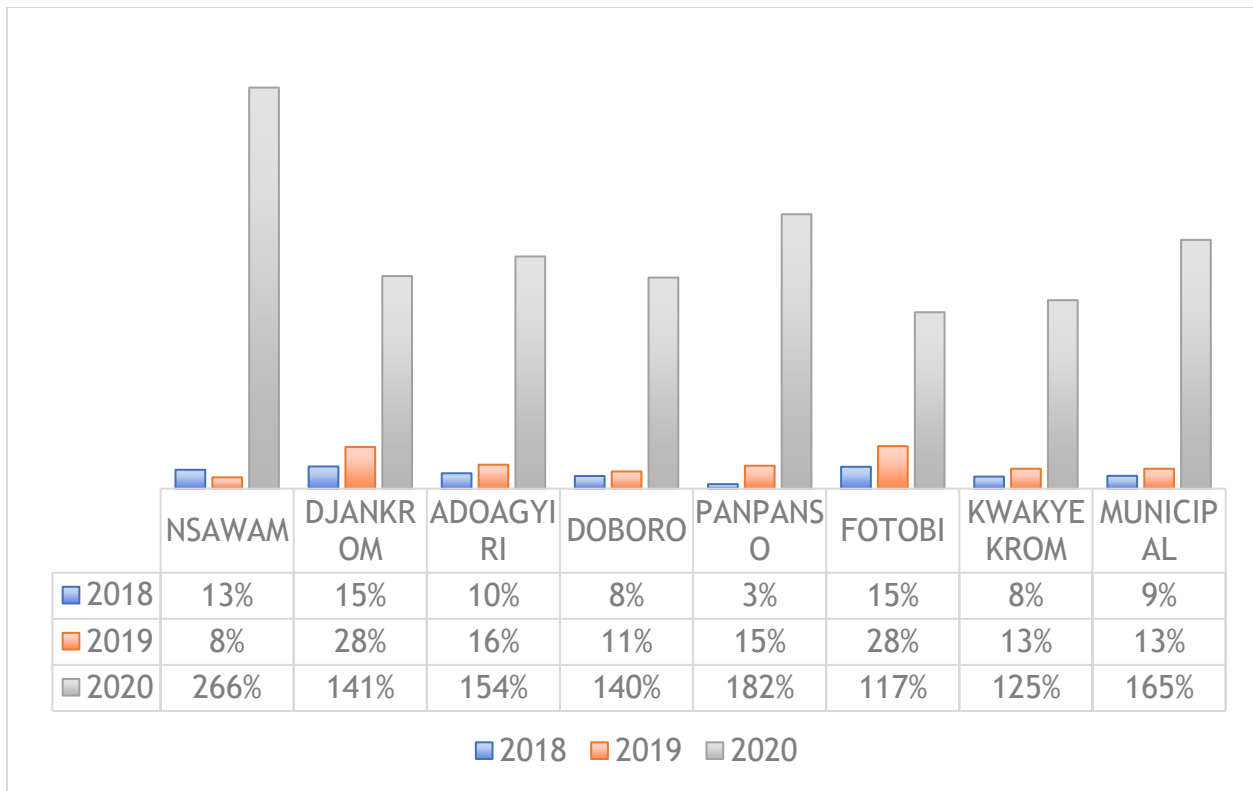


Figure 5: Percentage Coverage of Vitamin A for Children (6-11) Months

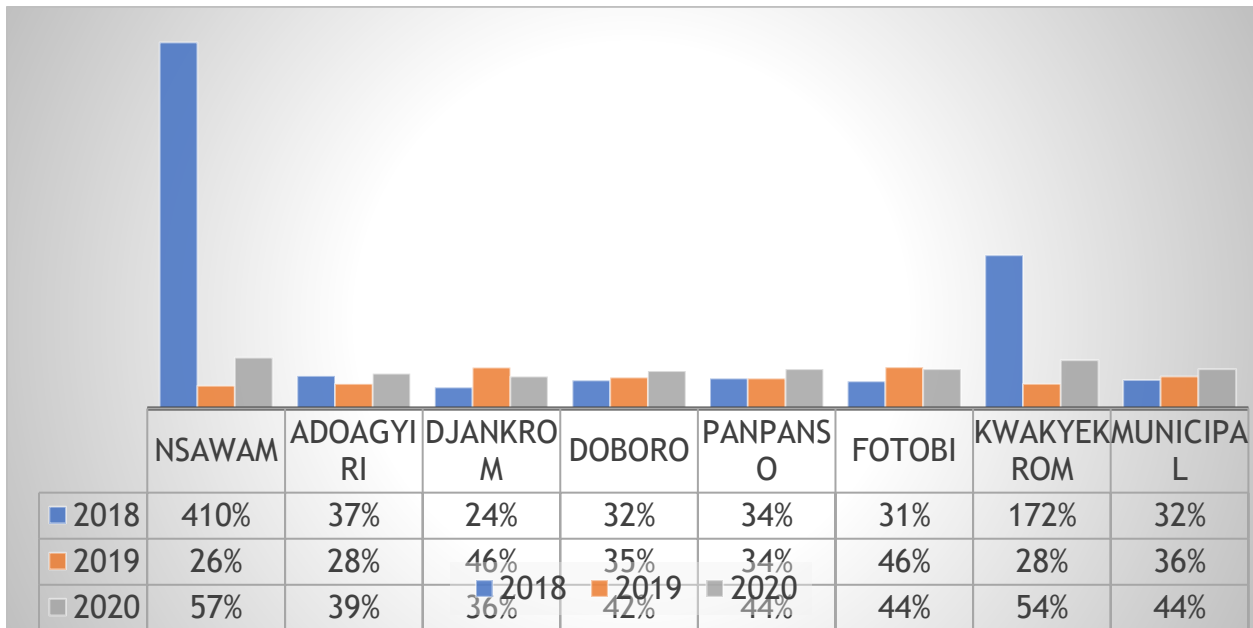


Figure 6: Percentage Coverage of Vitamin A for Children (12-59) Months

This table is a reflection of the supplementation of vitamin A among children between ages 6 - 59 months. This seeks to improve children's vision and immunity. Information on the table concerning the Municipal picture clearly indicates a consistent decline from the previous three years for both age categories, thus (6-11 and 12-59). This decline is a true reflection from Adoagyiri, Dobro and Kwakye-krom Sub-municipals. The decline in the year under review could partly be attributable to the global pandemic (Covid-19) currently ravaging our world. Nsawam Sub-Municipal also saw a decline but this was only realised from the year under review as against the previous year. Also, Djankrom, Panpanso and Fotobi saw an appreciable rise in the year under review as against the previous year.

GIFTS MONITORING

The unit in collaboration with officers from Nsawam GES embarked on **GIFTS** monitoring in the month of February, from the day 4th to 13th. 41 schools and 5 health facilities were covered. Some of the findings were the fact that,

- The IFA has boosted the appetite of the girls involved in the supplementation.
- A handful of the girls are refusing to take the supplement due to lack of knowledge
- Others believed it was meant to make them fertile and for that matter they will not take
- Some of the girls also claimed the IFA has helped reduce their menstrual pain

The team of monitors managed to diffuse every misinformation and educated them on the benefit of the IFA. The Municipal was also visited by the regional team on the 14th February, 2020.



Figure 6: A sampled picture on GIFTS monitoring in one of the schools

Figure 6 is a picture of the SHEP coordinator sensitizing students of one of the schools visited during the GIFTS monitoring embarked by the unit and GES in the year under review.



ACTIVE INVOLVEMENT OF HEALTH STAFF



Figure 7: Food Demonstration Activity

The above are pictures taken during some food demonstration activities carried out in the year 2020. Four CHPS zones carried out this activity namely, Odeikrom, Adamu, Bowkro and Operekrom. All four are within two Sub-Municipals and these are Kwakyekrom and Djankrom.



Figure 9: showing pictures of some parents participating in this year's child health promotion week celebration

The above figure is an indication of some parents who were involved in this year's child health promotion week celebration. The child health promotion week celebration is world wide celebration earmarked for awareness creation of the various health services available for the well-being of children. This year's theme was centered on "Promoting the newborn and child health services in the wake of the COVID-19 pandemic.

FEEDING DEMONSTRATION



Figure 10: Demonstrating how to feed a child learning to eat complementary foods

The unit, as part of its mandates, teaches caregivers how to feed children learning to eat at the first time with patients and love. And that picture above is an illustration of one of our sessions with some caregivers in an outreach community under KwakyeKrom Sub-Municipal.

REFRESHER TRAINING ON MCHRB



Figure 11: Practical sessions of the Maternal and child health record book training

A refresher training on Maternal and Child Health Record Book was organized by the unit for some old and newly posted nurses and midwives in the Municipality to build their capacity on the usage of the book. In attendance were six midwives and thirty-eight community health nurses, a public health nurses and a nutrition officer.