

NSAWAM ADOAGYIRI MUNICIPAL ASSEMBLY



P. O. Box 4 Nsawam, Eastern Region

Tel: 0342-293896

Digital Address: EG-042-5450



Our Ref AK.9/154/02/59


Your Ref

....17th February, 2022.....

SUBMISSION OF 2022 ANNUAL PROGRESS REPORT

Please find attached a copy of the 2022 Annual Progress Report of the Nsawam Adoagyiri Municipal Assembly for your perusal and necessary action.

We count on your usual co-operation.



JEREMIAH AGYEKUM AMOFO
MUNICIPAL COORDINATING DIRECTOR
FOR: MUNICIPAL CHIEF EXECUTIVE

THE DIRECTOR GENERAL
N.D.P.C
ACCRA

REGIONAL ECONOMIC PLANNING AND CO-ORDINATING UNIT
REGIONAL CO-ORDINATING COUNCIL
KOFORIDUA

CC:
THE HEAD OF SERVICE
OFFICE OF THE HEAD OF LOCAL GOVERNMENT SERVICE
ACCRA

THE HON. MINISTER
MLGRD-ACCRA

GOVERNMENT OF GHANA
MINISTRY OF LOCAL GOVERNMENT
DECENTRALIZATION AND RURAL DEVELOPMENT

NSAWAM ADOAGYIRI MUNICIPAL ASSEMBLY



2022
ANNUAL PROGRESS REPORT

February, 2023

LIST OF ABBREVIATIONS

ACRONYMS

AAPs	Annual Action Plans
CSO	Civil Society Organisations
DACF	District Assembly Common Fund
DACF – RFG	District Assembly Common Fund -Responsiveness Factor Grant
DDF	District Development Facility
GEA	Ghana Enterprises Agency
GETFUND	Ghana Education Trust Fund
GoG	Government of Government
IGF	Internally Generated Fund
M&E	Monitoring and Evaluation
MCE	Municipal Chief Executive
MPsCF	Member of Parliament’s Common Fund
MTDP	Medium Term Development Plan
NAMA	Nsawam Adoagyiri Municipal Assembly
NDPC	National Development Planning Commission
NGOs	Non-Governmental Organizations
PM&E	Participatory Monitoring and Evaluation
PWDs	Persons Living with Disability

Contents	Page
List Of Abbreviations	iii
1.1 Introduction.....	1
1.2 Background	1
1.3 Key Monitoring And Evaluation Objectives For The Year 2022.....	2
1.4 Processes Involved And Challenges Encountered	2
1.5 Implementation Of The District Monitoring & Evaluating Plan	3
1.6 Challenges Encounted In The Implementation Of The Mtdp/ M & E	3
1.7 Participatory Monitoring And Evaluation	4
1.8 Implementation Status Of The Dmtdp.....	4
-1.9 Implication Of The Results Achieved On The Municipal Development Goals And Objectives	5
2.1 Annual Project Status For The Year 2022	7
2.2 2022 Programme Register.....	10
2.3 Update On Funding.....	31
2.4 Assessment Of The Financial Situation Of The Municipality.....	35
2.5 Update On Indicators And Targets	36
2.6 Update On Critical Development And Poverty Issues In Annual Progress Report 2022.....	52
2.7 Cross-Cutting Issues	52
2.8 Participatory Monitoring & Evaluation.....	52
2.8.2 Evaluations Conducted, Their Findings And Recommendations	53
3.1 Key Issues Addressed And Those Yet To Be Addressed	58
3.2 Some Of The Key Issues Which Are Yet To Be Addressed Include The Following;.....	58
3.3 Recommendations.....	59
Appendices.....	60

LIST OF TABLES

TABLE 1.1 : PROPORTION OF THE DMTDP IMPLEMENTED FOR THE YEAR 2022	4
TABLE 1.2: DETAILS ON THE 2022 ANNUAL ACTION PLAN IMPLEMENTED UNDER THE AGENDA FOR JOBS POLICY FRAMEWORK	6
TABLE 2.1: PROJECT REGISTER AS AT 31 ST DECEMBER, 2022	7
TABLE 2.2: PROGRAMME STATUS FROM JANUARY TO DECEMBER, 2022	10
TABLE 2.3 PERFORMANCE OF PROJECTS/PROGRAMMES.....	23
TABLE 2.4: UPDATE ON ANNUAL REVENUE PERFORMANCE FOR 2022.....	31
TABLE 2.4: UPDATE ON ANNUAL EXPENDITURE FOR 2022	33
TABLE 2.6: PERFORMANCE OF CORE INDICATORS AND MUNICIPAL SPECIFIC INDICATORS FOR NSAWAM ADOAGYIRI MUNICIPALITY	36
TABLE 2.7 PERFORMANCE OF CORE INDICATORS AND THEIR IMPLICATIONS.....	45
TABLE 2.8: PERFORMANCE OF SPECIFIC INDICATORS	48
TABLE 2.9 CATEGORY OF HEALTH TOPICS	49
TABLE 2.10: ANTENATAL REGISTRANTS BY SUB- MUNICIPALS.....	49
TABLE 2.11: TEENAGE/ADOLESCENT PREGNANCY	50
TABLE 2.12: SKILLED DELIVERY BY SUB-MUNICIPAL.....	51
TABLE 2.13: TOURISM PROMOTION.....	51
TABLE 2.10: CRITICAL DEVELOPMENT AND POVERTY ISSUES IN 2022.....	52
TABLE 2.11: UPDATE ON EVALUATIONS CONDUCTED.....	54
APPENDIX 1: ANALYSIS OF REVENUES SOURCES FOR 2022.....	60
APPENDIX 2: ANALYSIS OF THE EXPENDITURE FOR 2022	60
APPENDIX 3: ANC PERFORMACE PER SUBMUNCIAPL 2022.....	61
APPENDIX 4: ANC PERFORMACE PER SUB MUNICIPAL 2022	61
APPENDIX 5: ANC PERFORMACE PER SUB MUNICIPAL 202	62
APPENDIX 6: CROSS-CUTTING ISSUES	63
APPENDIX 6: OTHER PROJECTS OF NSAWAM ADOAGYIRI.....	64

CHAPTER ONE GENERAL INTRODUCTION

1.1 INTRODUCTION

The 2022 Annual Action Plan is the first Action Plan to be implemented under ‘**AN AGENDA FOR JOBS: CREATING PROSPERITY AND EQUAL OPPORTUNITY FOR ALL II**’ which is scheduled to run from 2022-2025. This report covers the implementation of 2022 Annual Action Plan (January – December).

The 2022 Annual Progress Report outlines projects and programmes carried out by the Central Administration as well as the decentralized departments of the Municipality. The report is organized in three (3) sections namely: Introduction, Monitoring and Evaluation Activities and the last part is a summary and conclusion.

As at the end of the year of December 2022, the Assembly had implemented 92.7% of activities in the 2022 Annual Action Plan. During the year under review, the Municipality realized a total revenue of **GH¢11,119,485.75** and incurred a total expenditure of **GH¢ 8,035,077.74**. In spite of inadequate funding coupled with the delay in the release of funds and the incidence of the risks of the economy, the Municipal Assembly made some progress in the implementation of the 2022 Action Plan.

1.2 BACKGROUND

District Assemblies are mandated by the Local Governance Act (Act 936) as Planning Authorities at the local level to initiate, plan, implement and monitor development programmes and projects within the district. Having successfully implemented five District Medium-Term Development Plans (DMTDPs) since 1996, the Nsawam Adoagyiri Municipality, like all MMDAs in Ghana, has prepared the seventh DMTDP for the period 2022-2025 in accordance with National Medium Term Development Plan Framework (2022-2025). Though the previous Plans were largely implemented in accordance with agreed schedules and budget, Monitoring and Evaluation which also constitute a major component for the planning and implementation process of programmes and projects had not been adequately pursued. The results have been severe implementation constraints to the extent that resources have been wasted, target beneficiaries of programmes/projects have not received the intended benefits and most importantly transparency and accountability have not been adequately adhered to.

1.3 KEY MONITORING AND EVALUATION OBJECTIVES FOR THE YEAR 2022

The key Monitoring and Evaluation objective of the year was to provide information that will enable the tracking of progress and reach informed decision-making in the implementation of interventions. Specific objectives were:

- To establish a system of directives and standards for reviewing, re-planning, and improving the performance of development programmes and projects of the Municipality;
- To strengthen the MPCU and other stakeholders in the conduct of Monitoring and Evaluation of the MMTDP;
- Provide a focus on the translation of inputs into outputs and the interaction between programmes/projects and the target group;
- To provide a framework for measuring programmes or projects implementation from beginning to end including the degree to which the target groups are accepting and continuing to accept programmes and projects intervention in the district.
- To ensure interventions reach intended beneficiaries.
- Ensure integration with budgeting, auditing and collaborate with development partners (CSOs, NGOs, FBOs, Communities, etc.) to engage in every stage of the Municipal development process; and
- To establish feedback processes to ensure the use of monitoring results and a follow up on the implementation of evaluation recommendations.

1.4 PROCESSES INVOLVED AND CHALLENGES ENCOUNTERED

- i. Participatory and qualitative methods were used to develop the plan for the year as a way of documentation, review of various national and district documents with regards to indicators, priority interventions, mechanism, and approaches towards developing a comprehensive M&E Plan.
- ii. Consultative meetings with community-level development actors including traditional authorities, Area Councils, Unit Committees and community members to gain an understanding of the status of the implementation of the DMTDP.
- iii. Consultative meetings with various stakeholders from districts, MDAs, development partners, NGOs to establish the monitoring and evaluation mechanisms and recommendations of the proposed mechanisms.

- iv. Establishment of an effective dialogue platform with the private sector, development partners, etc.
- v. Data collection, collation, and analysis.
- vi. Joint stakeholders' meetings for fine-tuning indicators, M&E calendar, and budgeting.

1.5 IMPLEMENTATION OF THE MUNICIPAL MONITORING & EVALUATING PLAN

Monitoring and Evaluation is a tool that assesses the appropriateness and effectiveness of the Municipality's Development programmes and projects. Though some adhoc monitoring and evaluation exercises were carried out, the activities of the M&E Plan were followed through, though with limited funds.

The challenges to conduct M&E in the Municipality are attributed to high cost involved, time-consuming, late disbursement of funds, and technical complexities of the exercise and of course limited availability of quality data.

1.6 CHALLENGES ENCOUNTERED IN THE IMPLEMENTATION OF THE MTDP/ M & E

It is worth noting that, the monitoring of the MTDP in the Municipality is often associated with some constraints and challenges which hinder its successful implementation. Among the most notable constraints include:

- Limited financial resources for the effective monitoring of DMTDP. Often budgetary allocations make limited provision for M&E activities largely because it is perceived to be a peripheral activity indirectly related to the DMTDP.
- Inadequate capacity of personnel for M &E activities.
- Lack of appropriate logistics for performing M&E activities in the municipality.

The challenge in conducting the M&E is also attributed to high cost involved, time consuming and technical complexities of the exercise and limited availability of quality data.

In spite of the above constraints, some of the MPCU members have all the requisite qualifications, skills, and knowledge. They also have strong leadership and management skills to perform their functions effectively.

❖ Monitoring of AAP/MTDP

1. Preparation of itinerary for monitoring.
2. Field visits.
3. Site meetings.

4. Preparation of monitoring reports.
5. Presentation of reports to MCE and other stakeholders.

1.7 PARTICIPATORY MONITORING AND EVALUATION

The MPCU engaged Community Based Organizations, FBOs, Local NGOs and other relevant stakeholders such as Heads of Decentralized Departments to review and discuss the implementation of the 2022 Annual Action Plan.

The MPCU conducted series of participatory Monitoring and Evaluation exercises where the team met Project Contractors and the beneficiary communities at Project sites to deliberate on observations and recommendations.

1.8 IMPLEMENTATION STATUS OF THE DMTDP

The MPCU developed the seventh MTDP for the Assembly in 2021 and it is being implemented over the period 2022 to 2025. Furthermore, with reference to the MTDP (1996-2000), MTDP II (2001-2005), MTDP III (2006-2009), MTDP IV (2010-2013), MDTP V (2014-2017) and MTDP VI (2018-2021) which were largely implemented, the Assembly has put in place strategies that will facilitate the full implementation of the MTDP VII (2022-2025) . Since the start of implementation of the Development Plan, the Assembly as at end of December, 2022 had implemented 23.18% of all programmes and projects in the MTDP and 92.7% in the 2022 Annual Action Plan for the year as indicated in Tables 1.1. The Assembly executed 115 projects and programmes out of the 124 activities which are indicated in Table 1.2.

Table 1.1 : Proportion of the DMTDP Implemented for the Year 2022

Elements	Target	Quarterly Performance				
	2022	Q1	Q2	Q3	Q4	Cumulative
Proportion of planned activities implemented	100%	22.6%	23.7%	22.6%	23.8%	92.7%
a. Percentage Completed	90%	12.2%	12.0%	8.2%	12.65%	45.05%
b. Percentage of ongoing interventions	10%	10.4%	11.7%	14.4%	11.15%	47.65%
c. Percentage of interventions abandoned	0%	0%	0%	0%	0%	0%

d. Percentage of interventions yet to start	0%	0%	0%	0%	0%	0%
Percentage of interventions rolled over	0%	0%	0%	0%	0%	0%

Source: MPCU Secretariat (NAMA), 2023

1.9 IMPLICATION OF THE RESULTS ACHIEVED ON THE MUNICIPAL DEVELOPMENT GOALS AND OBJECTIVES

The Annual implementation status of the 2022 plan period was 92.7%. This means more than half of the targeted were executed by the Assembly. The Assembly’s score of the percentage of MTDP implemented for the year is 23.18%. This should encourage the Assembly to adopt efficient measures to tackle most of the development challenges that confront the Assembly.

The projects and programmes are categorized under completed and ongoing. The percentages of completed and on – going projects and programmes achieved for the year were 45.05% and 47.65% respectively as against the estimated target of 90% and 10% as shown in Table 1.1. There were no projects and programmes abandoned in the period under review.

The total percentage recorded for 2022 Annual Action Plan for the year is 92.7%. The status of implementation achieved for Medium Term Development Plan 2022 – 2025 sums up to 23.18%.

This implies that;

- Efforts aimed at socio – economic development, environmental, infrastructure and human settlement, good governance, transparency and accountability are on course.
- Reduction in poverty among the vulnerable groups due to expansion of the LEAP programme
- Increase in enrollment in schools due to the expansion of school feeding programme and the implementation of the free senior high school policy.
- Increase in food production due to the implementation of the planting for Food and Jobs Policy, planting for Export and Rural Development among others.
- Increase in quality healthcare and accessibility due to completion of CHPS Compounds.

Table 1.2: Details on the 2022 Annual Action Plan Implemented under the Agenda for Jobs Policy Framework.

Development Dimension	First Quarter		Second Quarter		Third Quarter		Fourth Quarter	
	Planned	Executed	Planned	Executed	Planned	Executed	Planned	Executed
Economic Development	11	10	11	4	11	4	15	9
Social Development	39	29	39	9	39	9	36	26
Environment, Infrastructure and Human Settlement	30	14	30	5	30	7	25	15
Governance, Corruption and Public Accountability	35	8	35	7	35	6	23	10
Total	115	61	115	25	115	26	99	60

Source: MPCU Secretariat (NAMA), 2023

The dominant development dimensions are Social Development with 32 programmes/projects implemented representing 32.99% and Governance, Corruption and Public Accountability with 28 activities implemented in the year representing a percentage of 28.87% followed by Environment, Infrastructure and Human Settlement with 20 activities implemented representing 20.62% and Economic Development with 17 activities implemented representing 17.5% in that order.

The Social Development Dimensions saw a significant number of their projects and programmes implemented for the achievement of the set objectives for the 2022 plan period.

The planned projects and programmes that could not be completed was largely due to delay in the release of funds from GoG, DACF and other funding sources as well as the Assembly's in ability to secure funds from DACF-RFG.

**CHAPTER TWO
MONITORING AND EVALUATION**

2.1 ANNUAL PROJECT STATUS FOR THE YEAR 2022

This section of the report covers all the physical projects planned in the Medium-Term Development Plan (2022-2025) faced out in the Action Plans for the various years. The table 2.1 below provides the details of the physical projects including the date of award, contractor, outstanding balance and implementation status and projects completed in the fourth quarter of 2022. It also shows the sources of funding such as IGF, DACF, DDF, GETFund, MPsCF among others.

Table 2.1: Project Register as at 31st December, 2022

Project	Dev't Dimension	Location	Contractor /Consultant	Contract Sum (GH¢)	Source Of Funding	Date Of Award	Start Date	Expected Date of Completion	Outstanding Balance	Implementation Status	Remarks
1. Construction of 1 no. CHPS Compound to lintel level	Social Dev't	Bowkrom	Natriku Co. LTD	480,046.90	DACF	02/07/20	26/07/21	27/06/22	394,046.90	60%	On-going Lintel level achieve.
2. Drilling and Construction of 5 No. Mechanized Borehole	Social Dev't	Alafia Kwaku Tawiah Boahenkr om Asongkrom	Sekamit Infinity Limited	210,243.60	DACF-RFG	06/10/22	06/10/22	06/01/23	210,243.60	80%	Drilling and pump installation on 4 completed and one still on- going
3. Construction of 1 No. CHPS Compound to substructure block	Social Dev't	Ntoaso	Lordian Ventures	339,999.80	GNPC/ IGF	06/10/22	13/10/22	13/10/22	339,999.80	10%	On going Substructure block work achieved.
4. Construction of 1 No. CHPS Compound to roofing level	Social Dev't	Sakyikrom	Rennes Company Ltd	318,449.48	NHIA	29/03/22	12/04/22	12/03/23	127,379.79	60%	On – going Roofing level achieved.
5. Construction of 1 No. CHPS Compound (Site clearance)	Social Dev't	Ankwa Dobro	High on Point Ent.	418,120.46	GHS	11/11/22	5/12/22	4/12/23	418,120.46	10%	Works started Site Clearance accomplished
6. Completion of 1 no. 3 unit KG block with a staff common room, urinals,	Social Dev't	Pampanso – Krokese	Opanyin Nyarko Const. Works	216,724.30	DACF	4/7/2016	15/08/16	17/04/17	126,661.20	95%	Finishing level and sanitary facility yet to be completed

toilets and and female changing room											
7. Construction of sanitary facility to substructure	Social Dev't	Nsawam prison park	Sammy K Co. Ltd	47,286.20	IGF	28/08/19	14/02/22	08/09/2022	422,207.75	35%	Works ongoing at Substructure blockwall
8. Completion of 1No 6 Units classroom block with a staff common room, urinals, toilets and and female changing room to lintel level	Social Dev't	Prisons	Nakopong Company Ltd.	582,027.75	DACF	6/11/2020	6/11/2020	29/11/2021	582,027.75	60%	Ongoing Lentil level achieved
9. Drilling and construction of 5No. boreholes	Social development	Akwamu Asikabew Bowkrom Bekoekrom Yaw Densu.	Premko const. and waste man Ltd.	239,550.19	DACF-RFG	02/07/21	24/02/22	24/02/22	239,550.19	100%	All 5 boreholes completed and in use.
10. Drilling and Construction of 2No. Boreholes (HP & Mech. BH)	Social Development	Nsawam Prisons Park and Adubrakra m	Samotrust co. Ltd	99,465.50	DACF-RFG	03//11/21	17/11/21	17/02/22	91,129.95	100%	In use
11. Completion of 1 No. CHPS compound	Social Dev't	Otukwadjo	Wilglob GH. Ltd	458,235.14	DACF	23/6/16	15/08/2016	17/04/17	320,195.84	100%	Completed and In use
12. Construction of 1No. Police station	Governance, Corruption Public Accountability	Adoagyiri (Duadekye)	Obenakot Company Ltd.	311,715.62	DACF	23/11/2020	6/11/2020	29/10/2021	161,715.60	100%	Handed over to Ghana police service and in use
13. Construction of 1 No. community centre	Governance, Corruption and Public Accountability	Bowkrom	Tanieh LTD	294,784.67	DACF-RFG	02/07/21	16/07/21	16/02/22	294,784.667	100%	Handed over and in use
14. Completion of renovation of MCD'S Bungalow	Governance, Corruption Public Accountability	Nsawam	Khamons Ghana Ltd	86,849.70	DACF	19/02/21	22/03/21	23/05/21	51,489.6	100%	In use
15. Renovation of Bungalow no. 15 & 19	Governance, Corruption Public Accountability	Nsawam	Mavikus Investment Ltd	87,556.00	DACF	17/12/20	18/12/21	28/01/21	57,556.00	100%	Completed and in use

16. Completion of Gari processing factory	Economic Development	Odeikrom	M/S Rennes Company Ltd.	99,800.00	DACF	9/07/21	2/08/21	04/10/21	14,513,997.30	100%	Completed and In use
17. Acquisition, installation and maintainance of streetlight	Governance, Corruption Public Accountability	Municipal Wide	MLGRD	40,427.74	DACF	30/9/2022	3/10/2022	31/10/2022	40,427.74	100%	Supplied and installed
18. Reroofing of Wesley Methodsit School	Governance, Corruption Public Accountability	Wesley Meth. Sch.	Frad Rockwell Ventures	93,444.00	IGF	30/06/21	14/07/21	14/09/21	0.00	100%	Completed and in use
19. Renovation (painting) of Adoagyiri Catholic School	Governance, Corruption Public Accountability	Adoagyiri	M/S Rennes company Ltd.	96.724.50	GES	10/11/21	12/11/21	09/12/21	0.00	100%	Completed and in use
URBAN ROADS DEPARTMENT											
20. Reshaping of Pampaso - Krokese road in the Nsawam Adoagyiri municipality (1.5km)	Environment. Infrastructure and Human Settlement	Panpaso - Krokese	Obenakot Company limited	49,950.00	DACF	14/07/22	16/09/22	27/09/22	0.00	100%	Completed
21. Reshaping of Okobeyeyie – Nsawam SHS New site (1km)	Environment, Infrastructure, and Human Settlement	Okobeyeyie – Nsawam SHS new site	Master Class Company Ltd.	37,000.00	DACF	12/01/22	12/04/22	21/04/22	0.00	100%	Completed
22. Grass cutting and bush clearing within the municipality	Environment, Infrastructure, and Human Settlement	Hebrone – Kwafokrom	Obenakot Company Ltd.	57,052.00	IGF	17/03/22	17/06/22	30/06/22	0.00	100%	Completed
23. Graveling and Spot improvement on the Prisons market road. (0.6km)	Environment, Infrastructure, and Human Settlement	Prisons park stretch	Obenakot Company Ltd.	28,979.00	DACF	22/03/22	22/06/22	06/07/22	0.00	100%	Completed

Source: MPCU Secretariat (NAMA), 2023

2.2 2022 PROGRAMME REGISTER

Most of the Non-physical activities captured in the 2022-2025 Medium Term Development Plan of the Assembly were undertaken by the decentralized departments of the Nsawam Adoagyiri Municipal Assembly. These non-physical projects and programmes constitute about **65.2%** of the total projects and programmes of the 2022 Composite Annual Action Plan of the Assembly. The following are the programmes implemented within the first quarter of the year 2022.

Table 2.2: Programme Status from January to December, 2022

Programme Description	Development Dimension Of Policy Framework	Amount Involved Sum Gh¢	Source Of Funding	Date Started	Expected Date Of Completion	Expenditure To Date (Gh¢)	Out Standing Balance	Implemen- Tation Status (%)	Total Beneficiaries	Remarks
DEPARTMENT OF CO-OPERATIVES										
1. Sensitize 10 communities on co-operatives and group formation and organize training on co-operatives for 5 societies	Economic development	3,800.00	IGF	03/01/22	30/12/22	3,800.00	400.00	100%	T=282 M=254 F=28	Program was successfully organized and duly attended by participants.
2. Organize/train 5 women groups on income generating activities	Economic Development	3,000.00	IGF	03/01/22	30/12/22	3,000.00	0.00	100%	T=30 M=0 F=30	Successful
GHANA ENTERPRISE AGENCY										
3. Organize 4 LED Subcommittee meetings	Economic Development	3,000.00	IGF	28/3/2022	30/3/2022	3,000.00	0.00	100%	F = 20 T = 20	Program was successfully organized and duly attended by participants.
4. Organize 2No. training programmes in soap making, batik tie n die, bee keeping, mushroom/	Economic Development	1260.00	IGF	04/4/2022 8/07/2022	04/4/2022 8/07/2022	972.00	288.00	100%	M= 8 F= 1 T= 9	4 mmetings were successfully conducted.

Cassava cultivation, beads making etc.										
5. Organize Basic Kaizen Training for Skilled Craft Persons under the A2E module of the Young Africa Works	Economic Development	0.00	IGF	18/08/2022	18/08/2022	0.00	0.00	100%	M =7 F= 8 T = 15	Meeting was successfully organised
6. Organize General Business Management and Entrepreneurship and Start Your Business Seminar for Graduate Apprentices	Economic Development	1,800.00	GEA	23/08/2022	23/08/2022	1,800.00	0.00	100%	M = 21 F = 31 T= 52	Sensitization exercise was successfully held.
7. Sensitization on Ghana Jobs and Skills Project	Economic Development	200.00	IGF	10/11/2022	10/11/2022	200.00	0.00	100%	72	Training was executed successfully
8. Organize, monitor and prepare NVTI examination organizational behavior for Apprentices	Economic Development	200.00	IGF	23/11/2022	23/11/2022	200.00	0.00	100%	M= 4 F= 26 T= 30	Monitoring exercise was successfully conducted
9. Organized Business Forum for Water Producers and Food Manufacturers and strengthen ASSI	Economic Development	1,000.00	IGF	15/11/2022	23/12/2022	1,000.00	0.00	80%	M= 359 F= 603 T= 962	Registration and application was successfully conducted
TOURISM										
10. Identify, promote and facilitate	Economic Development	3,000.00	IGF	Jan, 2022	March, 2022	3,000.00	0.00	100%	M= 70 F= 65 T= 135	Successful

potential tourism related activities (NAMA Gardens)										
DEPARTMENT OF AGRICULTURE										
11. Data collection and analysis on major commodities	Economic Development	5,000.00	GoG IGF	1 st January, 2022	31 st December, 2022	0.00	5,000.00	100%	21,736	Completed
12. Disseminate climate change mitigation technology	Economic Development	12,500.00	GoG IGF	1 st April, 2022	30 th September, 2022	12,500.00	0.00	100%	21,736	Completed
13. Provide support for the implementation of Planting for Food and Jobs and Rearing for Food and Jobs and PERD	Economic Development	11,250.00	IGF DACF	1 st January, 2022	31 st December, 2022	11,250.00	0.00	100%	<u>Fertilizer</u> M= 8948 F= 1166 T= 10114 <u>Seeds</u> M= 4196 F= 576 T= 4772 <u>Coconut seedling</u> 10,000 <u>Farmers</u> M= 61 F= 11 T= 72 <u>Acreage</u> 200 ac (80 ha)	Completed
14. Organise Farmers day celebration by December annually	Economic Development	50,000.00	DACF	25 th November, 2022	25 th November, 2022	50,000.000	0.00	100%	Farmers: 12 AEA: 1	Successfully organized
15. Organise 1-day Research-Extension-Linkage-Committee meeting (RELC 2022) for 100	Economic Development	10,000.00	IGF GoG MAG	July, 2022	September, 2021	10,000.00	0.00	100%	Farmers=50 Officers=10 Input dealers=1 Others=3	Successfully organized

participants including 30% women										
16. Implementation of MAG programmes in the Municipality	Economic Development	68,161.71	MAG	1 st January, 2022	31 st December, 2022	68,161.71	0.00	100%	No. of Home & Farm visits = 2,729 M= 15,455 F= 6,281 T= 21,736	Successfully organized
17. Conduct surveillance for scheduled diseases and education within the municipality	Economic Development	3,729.00	GoG Donor	1 st January, 2022	31 st December, 2022	3,729.00	0.00	100%	21,736	Completed
GHANA HEALTH SERVICE DIRECTORATE										
18. Health education on the prevention, detection and management of diseases of epidemic potential and those targeted for elimination (HIV/AIDS, TB, Malaria and COVID-19)	Social Development	119,311.33	World Bank Global Fund WHO	26/07/2021 26/07/2021	31/12/2021 15/11/2021	119,311.33	0.00	100%	T-114,138 M-24,924 F-89,214	Successful
19. Point Mass Distribution (LLN)	Social Development	162,517.00	World Bank Global Fund	19/10/2021	15/11/2021	162,517.00	0.00	100%	109,748+	Successful
20. Health education on the prevention, control and management of non-communicable diseases. (Mass drug administration-	Social Development	26,290.00	WHO World Bank	26/02/2021	15/11/2021	26,290.00	0.00	100%	T-49,471 M-23,904 F-25,567	Successful

School) Deworming										
21. Support yearly immunization programmes in the municipality (SIAs). (Anti-Microbial awareness)	Social Development	1,305.00	WHO World Bank	10/10/2021	12/10/2021	1,305.00	0.00	100%	109,748+	Successful
GHANA EDUCATION SERVICE										
22. Organize Independence Day Celebration	Social Development	50,000.00	GoG	6 th March, 2022	6 th March, 2022	50,000	0.00	100%	280 People	Completed
23. Support My First Day At School	Social Development	12,500.00	I.G.F.	January 2023	December 2023	7,500.00	5,000	100%	6,271 Pupils	Completed
24. Support to implement School Feeding programme and extend to prison reformers school.	Social Development	290,000.00	GOG	1 st January, 2022	31 st December, 2022	290,000.00	0.00	100%	17,892 Pupils	Completed Reformers school at Nsawam Prisons has been added to the School Feeding Program
25. Support to Organize STMIE Clinic for 70 students	Social Development	10,250.00	I.G.F.	January 2023	December 2023	10,250.00	0.00	100%	30 Pupils	Completed
26. Organize Stakeholder Forum on Education and MEOC meetings	Social Development	3,000.00	I.G.F.	Feb. 2022	March 2022	3,000.00	0.00	100%	250	Completed
27. Undertake regular school inspection and disseminate reports on timely bases	Social Development	2,500.00	I.G.F.	Sept. 2022	Aug. 2022	2,500.00	0.00	100%	23,776	Completed
28. Organize orientation For Newly Appointed Trained Teachers	Social Development	1,000.00	I.G.F.	March 2022	March 2022	1,000.00	0.00	100%	92 officers	Completed

29. Provide scholarships and Bursary to brilliant but needed students	Social Development	85,000.00	DACF IGF	January, 2022	December, 2022	85,000.00	0.00	100%	T=43 F= 16 M=27	Students from the municipality was supported in their education.
30. Organize Annual Inter-Schools, Inter-Districts Sporting Competitions and culture	Social Development	5,000.00	IGF	March 2022	March 2022	5,000.00	0.00	100%	5,000	Successfully Organized
31. Provide standard football fields and other standard sporting facilities	Social Development	16,215.21	IGF	January, 2022	December, 2022	16,215.21	0.00	100%	86,000	Completed
DEPARTMENT OF SOCIAL DEVELOPMENT										
32. Create LEAP awareness and train LEAP implementation Committee Members	Social Development	11,126.28	GOG & Unicef	January 2022 75 th Cycle	December 2022 80 th Cycle	11,126.28	11,126.28	90%	Total - 40 Female- 1 Male - 39	Trained LEAP implementation Committee Members and created awareness on LEAP, in the Municipality.
33. LEAP fund Disbursement	Social Development	128,898	GOG & Unicef	January 2022 75 th Cycle	December 2022 80 th Cycle	94,113	34,785	90%	Total – 545 H.H Beneficiaries.	GH¢ 34,785 was unpaid, as some household beneficiaries could not turn up to receive payment.
34. Identify, register and organize capacity building on entrepreneurship skills for PWDs and disburse fund for PWDs	Social Development	3,000.00	IGF GOG	January 2022	December 2022	3,000.00	0.00	80%	Total- 51 Female- 24 Male- 27	Some PWDs have ventured into the skills trained (shower gel, perfumed powder & liquid soap making) and are earning income on it.
35. Hospital welfare, cases	Social Development	1,360.00	GoG IGF	January 2022	December 2022	1360.00	0.00	90%	Total- 60 Female- 30 Male- 30	Amount incurred was for feeding and transportation to assist clients

36. Settling cases on child issues and family welfare	Social Development	1,660.00	GoG IGF	January 2022	December 2022	0.00	1,660.00	100%	Total -97 Female-56 Male - 41	All cases were settled amicably
37. Organize workshop for proprietors, monitor and supervise day care centers	Social Development	2,060.00	GoG IGF	January 2022	December 2022	2,060.00	0.00	100%	27 Day Care centers were monitored and supervised.	The centers are being assisted to register and renew their expired license.
38. Organize sensitization programmes on child rights and protection issues	Social Development	1,330.00	GoG IGF	January 2022	December 2022	1,330.00	0.00	100%	Total - 587 Female- 394 Male - 196	Children are currently being well catered for.
39. Register PWDs on NHIS, Counsel inmates and register NHIS for inmates	Social Development	6,330	GoG IGF	January 2022	December 2022	6,330	0.00	100%	Total-1956 Female – 34 Male - 1922	Inmates have been processing for registration at NHIS
40. Organize home visit to educate women on home management , child care and development	Social Development	1,660.00	GoG IGF	January 2022	December 2022	0.00	1,660.00	100%	Total - 1179 Female - 878 Male - 301	Majority of homes have responded positively on the educated topics
41. Mobilize women's groups and youth for entrepreneurship and leadership skills and government policies and programmes	Social Development	1,660.00	IGF GoG	January 2022	December 2022	1,660.00	0.00	100%	Total- 1089 Female- 643 Male – 446	Reduction of Gender based violence and all forms of violence cases within the community
42. Sensitization on gender issues, domestic violence, child	Social Development	1,252.00	DACF IGF	January 2022	December 2022	1,252.00	0.00	100%	Total- 1089 Female- 643 Male – 446	Gender issues, domestic violence, child trafficking and child labour issues were sensitized on.

trafficking and child labour										
43. Sensitize food vendors and caterers of school feeding programme on nutrition and hygiene	Social Development	1,000.00	IGF	January 2022	December 2022	1,000.00	0.00	100%	35	Caterers were sensitized on nutrition and hygiene
ENVIRONMENTAL HEALTH DEPARTMENT										
44. Organize medical screening for food and drink vendors	Social Development	7,000.00	IGF	March, 2022	May, 2022	7,000.00	0.00	100%	357	Successfully conducted
45. Repair communal refuse or skip containers	Environment, Infrastructure, and Human Settlement	40,000.00	IGF DACF	January, 2022	December, 2022	40,000.00	0.00	100%		Repairs completed
46. Manage final disposal sites, Level disposal sites, fumigate refuse dumps/ public latrines, desilt choked drains.	Environment, Infrastructure, and Human Settlement	413,813.1	DACF IGF Zoonlion Landfil	January, 2022	December, 2022	398,813.18	14,999.92	75%	86,000	No desilting was carried out but fumigation was completely achieved.
47. Provide fumigation and sanitation improvement package including National Sanitation Day	Environment, Infrastructure, and Human Settlement	107,000.00	IGF	October, 2022	October, 2022	3,420.00	103,580.00	25%	86,000	On - going
48. Fence Adoagyiri Cemetery, acquire land for cemetery and interment of	Environment, Infrastructure, and Human Settlement	50,000.00	GOG	January 2022	December 2022	11,690.00	1,510.00	50%	86,000	5 dead bodies were buried but the fencing and land acquisition was not achieved.

unknown dead bodies										
49. Organize environmental health education programmes and awareness to construct household latrines/CLTS	Environment, Infrastructure, and Human Settlement	7,000.00	IGF DACF	January 2022	December 2022	7,000.00	0.00	100%	Municipal Wide	51 household latrines constructed
50. Procure sanitation tools and equipments	Environment, Infrastructure, and Human Settlement	5,000.00	IGF	January 2022	December 2022	5,000.00	0.00	100%	Municipal Wide	For communal work in the communities.
DEPARTMENT OF PHYSICAL PLANNING										
51. Organise Eight (8) No. Spatial Planning Committee and Technical Subcommittee Meeting held	Environment, Infrastructure, and Human Settlement	164,080	IGF GOG	January 2022	December, 2022	164,080	0.00	100%	40	Successful
52. Street Naming and Property Addressing	Environment Infrastructure, and Human Settlement	40,000.00	IGF DACF GOG	January 2022	December, 2022	0.00	0.00	80%	2,900	Successful Seven thousand two hundred (7,200) property numbers have been generated and embossed on properties at Avaga, Amanfrom, Wangara, Nkyenkyene, Adoagyiri and Djankrom
53. Preparation of 3 local plans at Menpemeheuse, Samsam and Yawkrow	Environment Infrastructure, and Human Settlement	3,000.00	IGF GOG	January, 2022	December, 2022	3,000.00	0.00	100%	3,987	Completed

54. Celebrate Horticultural Week for climate change and good nursery practices	Environment Infrastructure, and Human Settlement	3,000.00	DACF	January, 2022	December,, 2022	0.00	3,000.00	100%	40,000	Expansion of nursery, flowers, carpet grass and Cirtrus budding was extended
55. Provide tools and equipment for the park	Environment Infrastructure, and Human Settlement	6,000.00	DACF IGF	January, 2022	December, 2022	6,000.00	0.00	100%	6	Tools and equipment supplied.
56. Organize Planning education in six (6) communities	Environment Infrastructure, and Human Settlement	2,000.00	DACF IGF	January, 2022	December, 2022	2,000.00	0.00	100%	86,000	Audio tape was made to sensitize communities on physical planning
NATIONAL DISASTER MANAGEMENT ORGANISATION										
57. Celebration of 2022 International Day for Disaster Reduction (IDDR)	Environment., Infrastructure, and Human Settlement	5,000.00	IGF DACF	January, 2022	December, 2022	2,000.00	3000.00	100%	50	Successful
58. Organise 2 climate change programmes (Tree Planting)	Environment., Infrastructure, and Human Settlement	15,000.00	IGF DACF	January, 2022	December, 2022	0.00	15,000.00	100%	300	Successful
59. Organize quarterly Disaster Management Committee Meetings	Environment., Infrastructure, and Human Settlement	8,000.00	IGF DACF	January, 2022	December, 2022	8,000.00	0.00	100%	18	Two meetings were sit in meetings and two were field trips to sites.
60. Sensitize the public on disaster prevention and road safety	Environment., Infrastructure, and Human Settlement	10,000.00	IGF DACF	January, 2022	December 2022	4,520.00	6,280.00	70%	18	On-going Activity implemented without funds
61. Revive and train Disaster Volunteer Groups (DVGs) on bush fire control	Environment., Infrastructure, and Human Settlement	2,500.00	IGF	January, 2022	December 2022	2,500.00	0.00	100%	M= 25 F= 32	DVGs were sensitized by Regional NADMO for NAMA, SUMA and Ayesuano Districts

HUMAN RESOURCE DEPARTMENT										
62. Build Capacity of Staff, Assembly Members and Zonal Council Members	Governance, Corruption Public Accountability	4,298.00	IGF	1 st November, 2021	23 rd August, 2022	4,298.00	0.00	100%	Female = 25 Male = 24 total = 49	Staff to be equipped with the needed knowledge in office suite
63. Records management, minutes and report writing skills and contract and project management	Governance, Corruption Public Accountability	35,113.00	DDF	22 nd November 2022	23 rd November 2022	35,113.00	0.00	100%	Total = 92 Male = 47 Female = 45	Successful
64. Submission of validation, promotion, quarterly capacity report and HRMS to ERCC, OHLGS and Controller and Accountant General Department	Governance, Corruption Public Accountability	13,000.00	DACF IGF	January, 2022	December, 2022	13,000.00	0.00	100%	M= 30 F= 50	Successful
CENTRAL ADMINISTRATION										
65. Support Zonal Council	Governance, Corruption Public Accountability	20,110.00	DACF IGF	4 th February 2022	25 th November 2022	20,110.00	0.00	100%	M = 40 F = 24 T = 64	Zonal council members were inaugurated in December, 2020 and some logistics procured
66. Organize General Assembly/ Subcommittee Meetings	Governance, Corruption Public Accountability	137,760.00	IGF	Feb 2022	Dec. 2022	137,760.00	0.00	100%	M=54 F=11 T=65	All three General Assembly meetings sub committees and were successfully organized
67. Provide support for official National celebrations	Governance, Corruption Public Accountability	22,900.00	IGF/ DACF	6 th March 25 th November 1 st December	6 th March 25 th November 1 st December	22,900.00	0.00	100%	1,700	Independence Day, Farmers day, World AIDS day, , IDDR etc were successfully held

68. Organize quarterly MPCU Meeting and Annual review meetings and disseminate progress reports	Governance, Corruption Public Accountability	13,720.00	IGF/DACF	January, 2022	December, 2022	13,720.00	0.00	100%	T - 120 M – 80 F – 40	Meetings for all quarters were successfully organized with full participation of all members
69. Organize quarterly budget committee meetings	Governance, Corruption Public Accountability	16,800	IGF	September 2022	December 2022	16,800.00	0.00	100%	T-28 M-18 F-10	Successful
70. Implement Revenue Improvement Action Plan (RIAP)	Governance, Corruption Public Accountability	7,000.00	IGF	8 th June, 2022	8 th June, 2022	7,000.00	0.00	100%	Total = 48 Male = 30 Female = 18	Staff to be equipped with good revenue mobilization
71. Operation and Maintenance of official vehicle	Governance, Corruption Public Accountability	323,078.00	IGF	January, 2022	December, 2022	323,078.00	0.00	100%	80 staff	Completed
72. Organize Town Hall meetings/ MCEs community engagement	Governance, Corruption Public Accountability	53,150	IGF	January, 2022	December, 2022	53,150	0.00	100%	M = 417 F = 205 T = 622	Successful
73. Provide Support to Traditional/Religious Authorities	Governance, Corruption Public Accountability	10,500	IGF	January, 2022	December, 2022	10,500.00	0.00	100%	9 members	Donations were made to Nsawam and Adoagyiri Palace
74. Support security surveillance operation	Governance, Corruption Public Accountability	15,000	IGF	January, 2022	December, 2022	10,210.00	4,790	100%	86,000+	Security services were supported with fuel for their operations
75. Organize 4 No. audit committee meeting	Governance, Corruption Public Accountability	15,000	IGF	January, 2022	December, 2022	15,000	0.00	100%	T-11 M-9 F-2	Successful
76. Support to Decentralised Departments in the municipality	Governance, Corruption Public Accountability	15,000.00	IGF	January, 2022	December, 2022	15,000.00	0.00	100%	20	Departments such as NCCE, Ambulance Service, CHARJ

77. Carry out regular supervision, monitoring and periodic evaluation of development projects/program mes	Governance, Corruption Public Accountability	47,720	DACF/IGF	January, 2022	December, 2022	18,000	12,000	100%	T=40,000 M=19,670 F=20,330	Projects were monitored in all four quarters though funds were not released for some of the activities
78. Train/ build capacity of staff and Assembly members	Governance, Corruption Public Accountability	34,616	DDF	January, 2022	December, 2022	34,616.00	0.00	100%	M=68 F=12 T=80	Revenue Officers and administrative staff were trained to improve their work output
79. Support NALAG activities	Governance, Corruption Public Accountability	11,236.00	DACF	January, 2022	December, 2022	40,000.00	0.00	100%	M= 30 F= 50	NALAG activities Supported
80. Matching fund for Donor support projects	Governance, Corruption Public Accountability	40,000.00	DACF	January, 2022	December, 2022	40,000.00	0.00	100%	M= 30 F= 50	Donor projects supported
81. Acquire stationery/ value books/ office supplies	Governance, Corruption Public Accountability	15,000.00	IGF	January, 2022	December, 2022	15,000.00	0.00	100%	M= 30 F= 50	Stationery/ value books/ office supplied.
82. Implement Operation and Maintenance Plan	Governance, Corruption Public Accountability	677,500.00	IGF	January, 2022	December, 2022	677,500.00	0.00	100%	15	Some residential bungalows and offices were maintained.
83. Acquire office computers/ furniture/ electricity plant	Governance, Corruption Public Accountability	120,682.00	IGF DACF DACF - RFG	January, 2022	December, 2022	60,000.00	60,682.00	50%	M= 30 F= 50	Some laptop, printers and office machines were purchased.
84. Upgrading internet facility to improve GIFMIS operation	Governance, Corruption Public Accountability	10,000.00	IGF	January, 2022	December, 2022	10,000.00	0.00	100%	M= 30 F= 50	Internet facility improved
85. Support to RCC	Governance, Corruption Public Accountability	11,355.00	DACF IGF	January, 2022	December, 2022	11,355.00	0.00	100%	-	ERCC supported by the NAMA

86. Gazette Fee Fixing Resolution and Bye-laws	Governance, Corruption Public Accountability	75,000.00	DACF IGF	January, 2022	December, 2022	75,000.00	0.00	100%	M= 30 F= 50	Fee Fixing Resolution and Bye-laws gazetted
87. Provide support to Community Initiated Projects	Governance, Corruption Public Accountability	81,432.00	DACF IGF	January, 2022	December, 2022	81,432.00	0.00	100%	901000	Nkyenkyene Fotobi Boahenekrom Operekrom Nsumia
88. Train NAMA staff on basic IT practices and Data Capturing Software	Governance, Corruption Public Accountability	2,000.00	IGF	January, 2022	December, 2022	2,000.00	0.00	100%	M= 30 F= 50	Staff members were trained on IT practices.
89. Install ICT facilities/ implement E-record and E-revenue mobilization software and a Biometric System	Governance, Corruption Public Accountability	45,000.00	DACF IGF	January, 2022	December, 2022	45,000.00	0.00	100%	M= 30 F= 50	E-record and E-revenue mobilization software and a Biometric System installed and operational
90. Organize technical assistance support/dissemination workshop on PM&E and Social Audit	Governance, Corruption Public Accountability	16,000.00	DACF IGF	January, 2022	December, 2022	16,000.00	0.00	100%	125	PM&E and social audit carried out
91. Pay local consultancy fees and commission	Governance, Corruption Public Accountability	50,000.00	DACF IGF	January, 2022	December, 2022	50,000.00	0.00	100%	4	Local consultancy fees and commission paid.

Source: All Departments of NAMA (2023).

Table 2.3 Performance of Projects/Programmes

SN	DEVELOPMENT DIMENSION	PERFORMANCE	PERFORMANCE IMPLICATIONS
1	Social Development	32 out of 37 programmes and projects of the social development dimension was executed. However, 68.7% out of these programmes and activities have been completed.	About 5 of the social development programmes/projects which are still ongoing points to a major hindrance in the social responsibility of the Assembly and extensively central government. In our quest to create equal opportunities for all, there ought to be a conscious attempt to

			implement most social development activities. This would help create a fair playing field and equity for all. This is mostly occasioned by the lack of funds to see to the completion of these projects. Most affected sector is the education sector where most classroom blocks at various stages of completion are ongoing at a snail's pace due to inadequate funds and other revenue challenges.
2	Economic Development	The Assembly was able to execute 17 out of a possible 19 projects and programmes. Out of these projects/programmes executed, all were completed	The Assembly oversaw the implementation of several economic programmes that would ensure the achievement of its goal of building a prosperous society and also achieve the objective of building local industries as well as promoting public-private partnership within the municipality. The Agric department implemented 9 programmes successfully amongst which were the planting for foods and jobs and planting for export and rural development. The municipality through the Ghana Enterprise Agency undertook programmes that were meant at Local Economic Development such as organizing management training on business start up and skill training and the construction of Gari processing facility. The municipality completed 100% of all economic activities earmarked in the AAP.
3	Environment, Infrastructure and Human Settlement	20 activities have been executed out of 28. 30% of the executed programs/projects have been completed.	One goal of the municipality is to Safeguard The Natural Environment and Ensure A Resilient Built Environment. Various projects/programmes under road works and environmental health, physical education, and NADMO were executed. The road sector saw a lot of improvements with 4 out of the 5 executed activities 100% completed. This goes a long way to reduce road traffic accident and improve movement within the municipality in the most convenient way. The environmental health had several of their projects not implemented because of limited release of funds to the department. The low implementation of environmental health activities has a detrimental effect on the health of people within the municipality. For example, the entire year recorded a low refuse dump evacuation. This very important activity if not usually undertaken could pose a high environmental risk to the municipality.
4	Governance, Corruption and Public Accountability	This dimension recorded 28 executed projects/programme out of 35 in the AAP. 53.6% were completed.	All the programmes in the APR rest upon the execution of programmes in this dimension. It is at this dimension that all activities are planned coordinated and brought into alignment with the objectives of the Municipality. The programmes include default administrative meetings and various capacity building workshops for staff. Funds were made available to undertake programmes that are geared towards citizen protection and good governance such as supporting security surveillance

			and providing funds to continue the construction of a police station. All these is in keeping up with Maintaining a stable, united and safe municipality
--	--	--	--

Source: MPCU, NAMA (2023)

2.3 UPDATE ON FUNDING

This section of the report provides details of the funding sources and expenditure of the Nsawam Adoagyiri Municipal Assembly for the year under review. The Assembly received funds from various sources for the implementation of the MTDP and by extension the 2022 Annual Action Plan. In all a total of **GHC11,119,485.75** was received by the Assembly for the year of 2022. Table 2.4 shows the funds received from various sources by the Assembly.

Table 2.4: Update on Annual Revenue Performance for 2022

Revenue Item	Target 2022	Q1	Q2	Q3	Q4	Cumulative
IGF	2,230,578.00	456,498.50	607,479.00	530,368.40	528,183.08	2,122,528.98
DACF	2,626,049.70	446,295.62	270,151.77	0.00	724,696.25	1,441,143.64
MP's CF	530,000.00	0.00	178,761.93	0.00	282,015.22	460,777.15
PWDs CF	330,000.00	0.00	79,063.35	0.00	165,548.63	244,614.98
HIV/AIDS	14,280.25	0.00	0.00	0.00	6,210.30	16,281.05
MAG FUND	68,163.00	0.00	34,622.66	33,540.70	0.00	68,163.36
DACF-RFG	790,690.06	0.00	264,828.65	0.00	0.00	264,828.65
Compensation	4,932,244.36	1,433,986.47	1,470,117.03	1,732,881.15	1,859,079.83	6,496,064.48
TOTAL	11,522,005.37	2,336,780.59	2,919,723.62	2,296,790.25	3,565,733.31	11,114,402.29

Source: Finance Department (NAMA), 2023



From table 2.3, it can be observed that the Assembly received funds from both internal and external sources. These external inflows comprise of intergovernmental transfers, for example, the District Assembly Common Fund, District Development Facility, Member of Parliament Common Fund, MAG among others. On the other hand, the internal inflows only consist of the Internally Generated Funds (IGF).

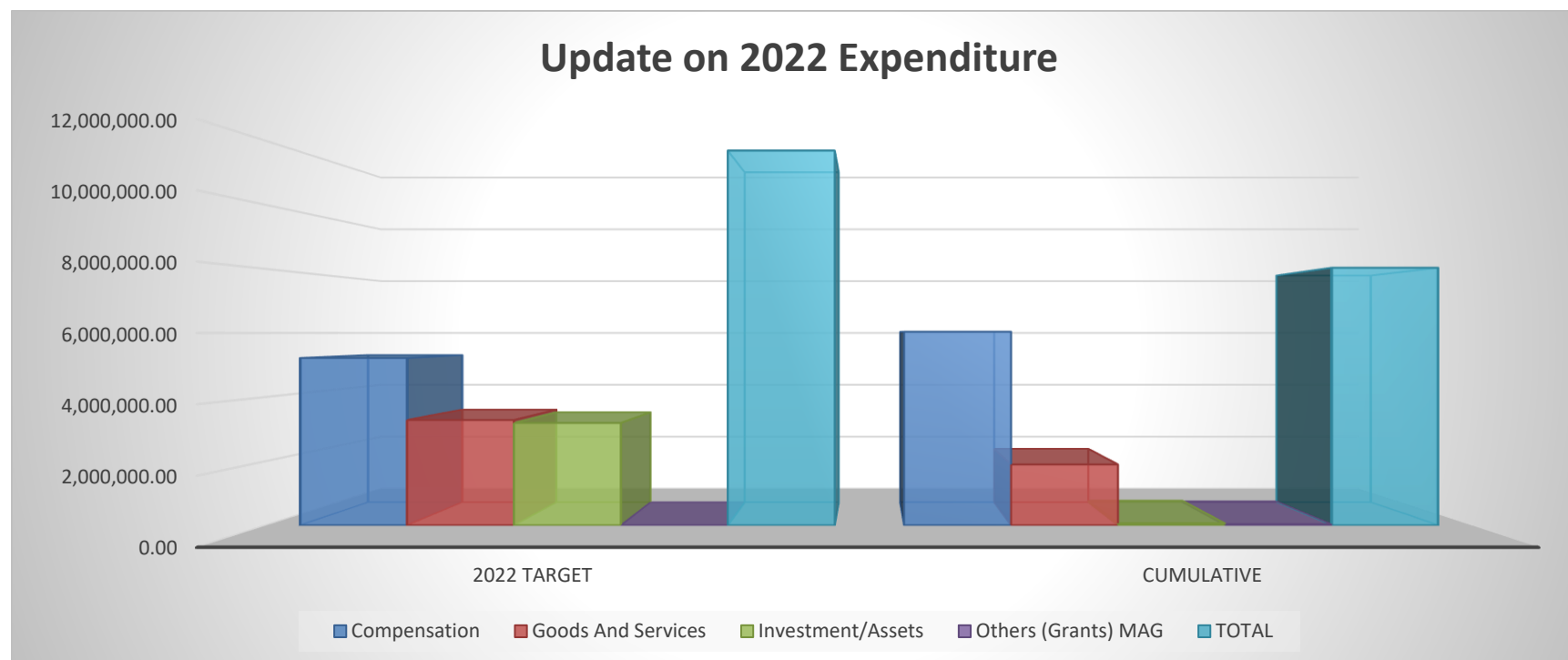
From the table above, the Assembly received a total amount of **GH¢11,114,402.29** from all its funding sources for the year 2022 which is approximately 3.5% lesser than the targeted amount of **GH¢11,522,005.37**. This amount is however 8.9% higher than the 2021 actual annual revenue of **GH¢10,116,478.92**. This is mainly due to the delay in the release of the DACF which is a major component in consolidating the Assembly’s annual revenue and the economic recessions being experienced globally.

Table 2.4 gives details of the expenditure and the items on which these expenditure was incurred. Total expenditure incurred in 2022 amounted to **GH¢8,035,077.74**

Table 2.4: Update on Annual Expenditure for 2022

Expenditure Item	2022 Target	Q1	Q2	Q3	Q4	Cumulative
Compensation	5,218,525.00	933,519.50	1,470,117.03	1,817,157.69	1,817,157.69	6,037,951.91
Goods And Services	3,282,594.61	405,227.66	555,312.50	468,768.73	468,768.73	1,898,077.62
Investment/Assets	3,191,340.76	0.00	37,000.00	25,000.00	0.00	62,000.00
Others (Grants) MAG	0.00	0.00	34,419.00	0.00	0.00	34,419.00
TOTAL	11,692,460.37	1,341,376.37	2,096,848.53	2,310,926.42	2,285,926.42	8,035,077.74

Source: Finance Department (NAMA), 2023



The expenditure components of Assembly comprises; compensation, goods and services and investment or assets. The Annual expenditure is lower than the annual target of **GH¢11,692,460.37**. This implies that the Assembly spent below the expenditure target by 31.28%. The total expenditure made in 2022 is again lower than the actual revenue for 2022 by 27.70%. The total amount spent on recurrent expenditure which includes compensation, goods and services and others was higher than the previous year by a significant margin however the Assembly with a very prudent management was able to stay within its expenditure limits.

2.4 ASSESSMENT OF THE FINANCIAL SITUATION OF THE MUNICIPALITY

The revenue mobilization for the year 2022 financial year was fairly better than the previous year. The Assembly could not achieve its target in the year 2020 because of the global economic recession being experienced. The improvement in the handling the economic recession has contributed to the major trends achieved in revenue generation for 2022.

Indeed the Finance department adopted the use of new strategies in the revenue mobilization under the covid-19 pandemic such as the use of revenue software in collaboration with the MIS office and the statistics office to reach out to most if not all rate payers. This measure has helped to bring certainty in the generation of IGF. The office also used task force in the 2022 financial year to reach out to most rate payers which has also boosted the IGF. It is highly expected that the release of the DACF by the central government would be timely enough in order to help the Assembly to improve its financial position.

2.5 UPDATE ON INDICATORS AND TARGETS

This section provides an update on the core indicators and district-specific indicators as captured in the 2022-2025 DMTDP.

Table 2.6: Performance of Core Indicators and Municipal Specific Indicators for Nsawam Adoagyiri Municipality

Indicators	Definition	Disaggregation	Indicator Type	Baseline 2021	Target 2022	Quarterly Performance				
						Q1	Q2	Q3	Q4	Cumulative
MUNICIPAL CORE INDICATORS										
<i>Economic Development Dimension</i>										
Total output in agricultural production										
i. Maize	Final agricultural measures of the value of crops and livestock.	Maize	Output	2,860.16	5,806.66	54.27	663.89	1,109.34	864.19	2,691.69
ii. Cassava		Cassava		27,482.24	32,418	1,315.71	5,090.07	6,223.45	5,816.8	18,446.03
iii. Yam		Yam		436.62	400	0.00	0.00	89	0.00	89
iv. Cocoyam		Cocoyam		0.00	1,696	0.00	0.00	0.00	0.00	0.00
v. Plantain		Plantain		744.66	0.00	28	252.80	346.80	123	750.60
vi. Cotton		Cotton		2,562	2,500	590	594	446	334	1,964
vii. Cattle		Cattle		9,004	12,400	2,287	2,734	2,953	2,296	10,270
viii. Sheep		Sheep		14,499	23,980	3,060	4,372	4,054	3,844	15,330
ix. Goat		Goat		23,563	20,450	4,683	5,968	3,783	3,536	17,970
x. Pig		Pig		526,008	430,00	48,047	122,082	58,516	130,192	358,837
Average productivity of selected crop (mt/ha):										
i. Maize	The yield of useful product per unit land area.	Maize	Output	3.27	4	3.35	3.35	2.95	3.20	3.21
ii. Cassava		Cassava		43.15	60	44.3	44.3	40	44	43.15
iii. Yam		Yam		38.3	45	19.4	0	19.4	0	19.4
iv. Cocoyam		Cocoyam		9	15	9	0	0	0	9
v. Plantain		Plantain		4.2	6	4	4	5.5	4.1	4.4
vi. Oil palm		Oil palm		15	25	15	15	0	15	15

Percentage of arable land under cultivation				65%	75%	68%	68%	68%	68%	68%
Number of new industries established	No. of productive enterprises organisation that produce or supply goods, or source of income	Agric Industry Service	Output							
i. Agriculture				6	3	1	3	3	3	9
ii. Industry				3	3	1	3	1	2	6
iii. Service				0	20	10	12	5	6	33
Number of new jobs created										
i. Agriculture	Agric Industry Service	103 0 0	15 0 0	5 0 0	20 0 0	15 0 0	20 0 0	60 0 0		
ii. Industry										
iii. Service										
Number of Farmers engaged in the PFJ programme.	Count of persons registered and supported under the Planting for Food and Jobs initiative including subsidized fertilizer	All farmers	Output	<u>Fertilizer</u> M= 5806 F= 811 T= 6617	<u>Fertilizer</u> M= 5806 F= 811 T= 6617	0.00	<u>Fertilizer</u> M= 110 F= 66 T= 176	<u>Fertilizer</u> M=1149 F= 333 T= 1482	<u>Fertilizer</u> M=4,196 F= 576 T= 4,772	<u>Fertilizer</u> M= 8948 F= 1166 T= 10114
- All Farmers				<u>Seeds</u> M= 4753 F= 893 T= 5646	<u>Seeds</u> M= 4753 F= 893 T= 5646		<u>Seed</u> M= 411 F= 90 T= 501	<u>Seeds</u> M=1105 F= 145 T= 1250	<u>Seeds</u> M=6,554 F= 3,299 T=10,118	<u>Seeds</u> M= 4196 F= 576 T= 4772
- Youth				<u>PERD</u> M= 148 F= 32 T= 182	<u>PERD</u> M= 148 F= 32 T= 182		<u>PERD</u> M= 61 F= 11 T= 72	<u>PERD</u> M= 45 F= 10 T= 55	<u>PERD</u> 0	<u>PERD</u> M= 106 F= 21 T= 127

	and seeds expressed as a percentage of all farmers	- Youth	Output	<u>Fertilizer</u> M= 2090 F= 292 T= 2389 <u>Seeds</u> M= 1711 F= 321 T= 2032 <u>PERD</u> M= 54 F= 12 T= 66	0.00	<u>Fertilizer</u> M= 40 F= 24 T= 64 <u>Seed</u> M= 148 F= 33 T= 181 <u>PERD</u> M= 22 F= 4 T= 26	<u>Fertilizer</u> M=414 F= 120 T= 534 <u>Seeds</u> M=398 F= 52 T= 450 <u>PERD</u> M= 17 F= 4 T= 21	<u>Fertilizer</u> M=1511 F= 207 T= 1718 <u>Seeds</u> M=2359 F= 1188 T=3547 <u>PERD</u> 0	<u>Fertilizer</u> M= 1965 F= 351 T= 2316 <u>Seeds</u> M= 2905 F= 1273 T= 4178 <u>PERD</u> M= 39 F= 8 T= 47
--	--	---------	--------	---	------	---	---	---	---

Crop production performed significantly though couldn't meet the targets set for the year. Maize and cassava production yielded 2,691 and 18,446.03 Metric Tonnes respectively with quarterly average increase of 40.2% and 18% respectively. Plantain production in 2022 exceeded 2021 total production with its quarterly average increase of 27%. Crop production could do better if agricultural lands sold out to estate developers was halted and the land tenure system was improved.

Animal production performed significantly better since 2022 production exceeded that of 2021. Cattle and sheep production increased by 12.33% and 5.4% respectively in 2022 compared to production in 2021. Though pig production decreased, its average quarterly increases were 60.66% and 53.85% respectively in the second and fourth quarter.

Indicators	Definition	Disaggregation	Indicator Type	Baseline 2021	Target 2022	Quarterly Performance				
						Q1	Q2	Q3	Q4	Cumulative
Percentage change in IGF	The difference of the previous year's IGF expressed as a percentage of the previous year's IGF	By sector: - Agriculture - Industry - Service	Output	4.6%	5.0%	(2.3%)	24.9%	(14.5%)	(0.03%)	8.07%
<i>Social Development Dimension</i>										
Teacher absenteeism rate - KG - Primary - JHS - SHS	Count of days teachers were absent from the classroom expressed as a proportion of all days teachers are expected to be present in the classroom (i.e. 70 days) per teachers for one semester)	By category - Kindergarten - Primary - JHS - SHS	Output	85%	98%	93%	94%	98%	98%	95.75%
				87%	98%	95%	92%	98%	98%	97.0%
				89%	98%	95%	97%	97%	98%	96.75%
				85%	98%	96%	97%	97%	98%	97.25%

Indicators	Definition	Disaggregation	Indicator Type	Baseline 2021	Target 2022	Quarterly Performance				
						Q1	Q2	Q3	Q4	Cumulative
Gender Parity Index	Total number of girls at a particular level as a ratio of the total number of boys at those same levels (KG, Primary, JHS, SHS)	By category	Outcome							
		- Kindergarten	Ratio of student at all level	1.00	1.02	1.01	1.01	1.01	1.01	5.05
		- Primary		0.98	1.01	0.98	0.99	1.01	1.01	5.97
		- JHS		1.00	0.87	0.93	0.91	0.91	1.00	5.62
		- SHS		0.99	1.00	0.99	1.00	1.01	1.01	5.01
Pupil – Teacher ratio	Pupils – teachers is the number of pupils enrolled in the school divided by the number of school teachers (regardless of their teaching assignment)	By category	Output							
		- Kindergarten		1:13	1.25	1.15	1.22	1.22	1.32	7.27
		- Primary		1:33	1.35	1.21	1.31	1.31	1.31	7.84
		- JHS		1:20	1.25	1.20	1.21	1.21	1.21	7.34
		- SHS		1:25	1.30	1.30	1.19	1.19	1.19	7.31
Number of new classroom blocks constructed	Count of new units of classroom blocks with ancillary facilities	By category	Output							
		- Kindergarten		1	1	0	0	0	3	1
		- Primary		1	1	0	0	0	0	0
		- JHS		0	0	0	0	0	0	0
		- SHS		0	0	0	0	0	0	

Number of new health facilities constructed	Count of new hospital, polyclinic, health center or CHPS Compound ancillary facilities	By category	Output							
		- CHPS Compound		4	1	0	0	0	1	1
		- Clinic		6	0	0	0	0	0	0
		- Health Center		6	0	0	0	0	0	0
		- Hospital		1	0	0	0	0	0	0
Proportion of health facilities that are functional	Measures the number of health facilities that are registered and in operation for purposes of providing health care services to the general public expressed as a percentage of completed health facilities	By category								
		- CHPS Compound		35	35	35	35	35	35	35
		- Clinic		6	6	6	6	6	6	6
		- Health Center		6	6	6	6	6	6	6
		- Hospital		1	1	1	1	1	1	1
Proportion of case workers trained in child protection and family welfare	Number of staff trained on child protection issues and family welfare		Output	4	3	0	3	0	0	3

Indicators	Definition	Disaggregation	Indicator Type	Baseline 2021	Target 2022	Quarterly Performance				
						Q1	Q2	Q3	Q4	Cumulative
Number of child violence cases benefitting from social welfare and social service	Number of children benefitting from social welfare and social services	- Male - Female	Output	30	40	T=39 M=10 F=29	T=23 M=9 F=14	T=27 M=15 F=12	T=11 M=4 F=7	T=100 M=38 F=62
Number of children reached with Child protection and SGBV information	Number of sensitization programs on child protection issues and SGBV information	- Male - Female	Output	400	440	T= 393 M=133 F=260	T=60 M=38 F=22	T=179 M= 15 F=164	T=39 M=10 F=29	T= 676 M=201 F=475
Number of LEAP household members on NHIS	Number of household registered and renewed on NHIS	-	Output	545	545	545	545	545	545	2,180
Number of households with adolescent girls benefiting from LEAP	Number of HH adolescents benefiting from LEAP	-	Output	150	160	0	0	0	0	0
Number of outreach visits to communities	Number of outreach visits to communities	-	Output	4	3	0	1	1	1	3

with LEAP households	with LEAP households									
Number of refferals received from GHS	Number of refferals received from GHS	Male Female	Output	0	0	T=14 M=9 F=5	T=14 M=6 F=13	T=14 M=7 F=6	T=14 M=3 F=8	T=14 M=25 F= 32
Proportion of refferals receiving adequate follow-up	Number of clients refferals with follow-up	-	Output	32	0	0	0	0	0	0
Number of DSWCD's that have shared their LEAP household data with both NHIS and GHS	Number of DSWCD's that have shared their LEAP household data with both NHIS and GHS	-	Output	545	545	0	448	0	0	448
Number of meetings organised to discuss integrated services	Number of meetings organized to discuss collaboration service	-	Output	4	4	1	0	1	1	3
Number of girls reached by prevention and care services	Number of girls reached by prevention and care services	Females	Output	240	250	74	74	74	74	296

Indicators	Definition	Disaggregation	Indicator Type	Baseline 2021	Target 2022	Quarterly Performance				
						Q1	Q2	Q3	Q4	Cumulative
Number of CP/SGBV cases referred to other services and followed up	Number of CP/SGBV cases referred to other services and followed up	Boys Girls	Output	10	11	0	0	0	T=2 B=1 G=1	T=2 B=1 G=1
Proportion of sub-standard RHCs closed	Proportion of substandard RHCs closed	-	Output	1	1	0	0	0	1	1
Number of children placed in foster care	Number of abandoned children placed in foster homes	- Children	Output	10	2	0	1	1	0	2
Proportion of population with access to basic drinking water sources	Percentage of the population with access portable water	-	Output	92%	100%	92%	94%	94%	95%	93.8%
Proportion of population with access to improved sanitation services	Percentage of the population with improved sanitation services	-	Output	47%	60%	47%	48%	50%	50%	48.8%

Number of communities affected by disaster	Count of disaster incidents recorded at the district	By occurrence: - Bushfire - Floods - Wind/Rain Storm	Output							
				1	0	1	0	0	0	1
				1	1	0	0	0	10	10
				2	1	1	2	0	0	3

The report of figures showed for Gender Parity Index in the year represents more female enrolment compared to the male enrolment. This representation shows girl child education is more reflective in the Municipality. The teacher pupil ratio also shows more teachers in the Municipality which means there is low absenteeism ratio among teachers thereby increasing contact hours.

Table 2.7 Performance of Core Indicators And Their Implications

INDICATOR CLASSIFICATIONS	PERFORMANCE AND IMPLICATIONS
Social Development	The social development indicators covers education, Health, and other social developmental issues such as population, birth and death, etc. The educational indicators, Primary school levels recorded the highest net enrolment ratio in 2022 with 121.3% which is short of the targeted 122.1% by 0.8%. although the net enrolment indicator fell slightly below the target, it performed above the baseline of 2022. Gender parity in schools within the municipality continues to improve with kindergarten, SHS, and Primary achieving a GPI of 1.00. the NHIS indicator recorded a total new registrants of 100,000 above the previous number of 66,003. This improvement in the numbers would help the Municipality to achieve its goal of creating equal opportunities for all and also the object of Improving quality and accessible health coverage annually.
Economic Development	The economic indicators covers agriculture and The Ghana Enterprise Agency’s activities. The performance of the economic indicators is very crucial in the the quest to build a prosperous society fo all. All the agric indicators did not meet their target for the year in 2022. This is mainly due to the unfavorable weather condition for cultivation. For example most acres of maize farms were replanted after they suffered scorching. Pineapple could not be replanted because it had passed its season. Further, inadequate funds to provide adequate agric extensive services to farmers was a minor setback in the achievement of the

	<p>indicators.. The industry and service sector was able to provide 35 and 79 new jobs respectively in 2022. The underperforming agric sector has very detrimental implication on the municipality which is very dependant on agriculture for its informal sector.</p>
<p>Environment, Infrastructure and Human Settlement</p>	<p>These indicators are by the goals of the municipality expected to safeguard the natural environment and build a resilient environment. In doing so indicators such the percentage of the population with access to safe drinking waterand percentage of communities with access to electricity becomes very significant. In 2022, 22.3% of the municipality has access to safe drinking water. This is quite poor door to the indispensable nature of water. This figure has been occasioned due to the many nonfunctional boreholes scattered within the municipality. Most people within the municipality are forced to depend on streams for their daily activities. the implication would also be elt by the growing number of factories within the municipality. The municipality has a fairly better distribution of electricity to communities. About 88% of all communities within the municipality are connected to the national grid. On roads the municipalty fairly. Most feeder roads have been improved toaken the percentage from 23% in 2021 to 65% in 2022.</p>
<p>Governance, Corruption and Public Accountability</p>	<p>The municipality has a goal of Maintaining a stable, united and safe municipality. Crime levels came down in comparison to the 2021 baseline. A total of 103 crimes were committed against women, men and chidren in 2022 as against 132 in 2021. In total the Municipality was able to implement 92.7%% of all activites within the AAP.</p>

Source: MPCU, NAMA 2023

Table 2.8 Municipal Specific Indicators 2022

MUNICIPAL SPECIFIC INDICATORS										
Indicators	Definition	Disaggregation	Indicator Type	Baseline 2021	Target 2022	Quarterly Performance				
						Q1	Q2	Q3	Q4	Cumulative
Enhanced supervision and Monitoring and Evaluation <ul style="list-style-type: none"> • KG • Primary • JHS 	Number of monitoring and supervision routines		Output	65%	80%	75%	75%	72%	76%	75%
				60%	85%	63%	77%	76%	74%	75%
				60%	90%	63%	77%	75%	75%	75%
BECE pass rate	Proportion of pupils that passed their exams	- Municipal Rate	Outcome	88.5%	90.8%	-	-	-	-	WAEC is yet to provide
Teenage Pregnancy Incidence	Number of teenage among pupils	- Girls	Output	624	300	122	150	165	185	622
Annual community durbars on government and assembly policies	Number of durbars on government policies	MCEs Engagement Townhalls Mass meeting	75	100	25	30	30	25	15	125

Source: MPCU Secretariat (NAMA), 2023.

Table 2.8: Performance Of Specific Indicators

Indicator Classification	Performance Implication
Social Development	The municipality set indicators that are specific to its goals and objectives. The social indicators covered education health and social development issues. Monitoring and evaluation was highly enhanced in 2022 at all levels. This meant that the need to ensure proper delivery of education is of priority to the municipality. This achievement was partly due to the introduction of the new curriculum in basic schools which brought in its wake enhanced monitoring geared towards the implementation of new curriculum. the pass rate of basic schools has tremendously improved from 85% in 2021 to 89.9%. it is worthy of note that various social development issues such as teenage pregnancy, child abuse cases, etc. have improved . the municipality recognize the impact of social issues on the achievement of equality for all, hence a lot of attention was paid to ensure the high performance of the indicators. Immunization recorded a reduction in 2022 of 199.9% as against 21% in 2021. This low record is because most mothers do not complete the whole course of vaccination for their children.
Economic Development	The economic indicators saw a lot of people within the municipality benefitting from credit grants that would help them build their businesses. An amount of 180,000 was expended on credits to SMEs. This is however less than the targeted amount of 9,200,057. A number of youth also benefitted from skills and apprenticeship and entrepreneurial training. These economic interventions are geared towards improving the informal sector. The agric sector also major intervention with with farmers benefitting greatly from the planting for foods and jobs. The Agric department could not achieve its target in fertilizer distribution due to non release of funds from the PFJ office
Environment, Infrastructure and Human Settlement	The Assembly supported the planting of about 10,000 trees in endangered areas in 2022 throughg the Greening Ghana campaign. Thi is in accordance with the goal of creating a resilient environment within the municipality. New markets were opened within the municipality to enhance the informal sector. In order to improve the addressing systems, over 7200 household has been put on the digital addressing system.
Governance, Corruption, And Public Accountability	The IGF base of the municipality increased from GH¢2,122,528.98 to GH¢1,969,663.92. Community durbars have been organized to educate the people on the policies and programmes of the assembly.

Source: MPCU, NAMA 2023

2.6 HEALTH INDICATORS OF NSAWAM ADOAGYIRI

In line with SDG 3 which is to ensure healthy lives and promote well-being for all at all ages, the Assembly is supporting the District Health Administration to undertake precautionary and medicinal disease control programmes such as National Immunisation Day (NID), community based surveillance and control of neglected tropical and emerging diseases.

Table 2.9 Category Of Health Topics

Category Of Health Topics	Total Number Of Audience Reached		
	2020	2021	2022
Communicable Diseases	29996	57627	57,913
Non-Communicable Diseases	6968	38404	51,390
Reproductive Health (Safe motherhood)	5036	27703	40,236
Reproductive Health (Family Planning)	-	23882	33,617
Nutrition	12707	37313	45,748
Child Health	19077	44843	59,469
Personal / Environmental Hygiene	13845	38122	48,930
Mental Health	2527	29390	33,862
Other	1474	13980	25,708

Source: MHD- NAMA,2023

Table 2.9 indicates there has been an improvement of all category of health topics as compared to the previous years with child health gaining the highest education and audience reached with reproductive health gaining the least. However, reproductive health was the least achieved among the indicators, there had been an increased in 2022 as compared to the previous years 2021.

Table 2.10: Antenatal Registrants By Sub- Municipals

SUB-MUNICIPAL	2020	2021	2022		
	ANC Reg.	ANC Reg.	2022 Target	Anc Reg.	Cov. (%)
ADOAGYIRI	1560	1525	1330	1577	118.6
DJANKROM	450	503	993	522	52.6
DOBRO	300	385	966	274	28.4
FOTOBI	463	526	679	559	82.3
KWAKYEKROM	209	178	454	171	37.7
NSAWAM	5371	4727	1234	4349	352.4
PANPANSO	637	666	697	621	89.1
MUNICIPAL	8990	8510	6354	8073	127.1%

Source: MHD- NAMA,2023

Table 2.10 describes the Municipality trends of Antenatal registration from 2020 to 2022. The Municipality exceeded its annual target of 80% by 127.1% as ANC Registrants.

However, Dobro, Djankrom, Kwakyekrom sub municipals were not able to meet their targets. Nevertheless, plans have been put in place to ensure all sub-municipals achieve their targets next year.

Table 2.11: Teenage/Adolescent Pregnancy

Sub-Municipal	2020	2021	2022		
	Teen Preg.	Teen Preg.	Anc Reg.2022	Teen Preg.	Cov. (%)
ADOAGYIRI	115	100	1577	124	7.9
DJANKROM	50	52	522	30	5.7
DOBRO	25	20	274	18	6.6
FOTOBI	25	34	559	33	5.9
KWAKYEKROM	25	33	171	22	12.9
NSAWAM	307	284	4349	304	7.0
PANPANSO	85	101	621	91	14.7
MUNICIPAL	632 (7.0%)	624 (7.3%)	8073	622	7.7%

Source: MHD- NAMA,2023

Table 2.11 shows the adolescent pregnancy trends in the municipality. There has been a slight decrease of recorded cases. The Municipal Health Directorate were able to increase the coverage of adolescent health needs by 7.7% in the municipality. Some of the activities that were implemented included the establishment of Adolescent Health Clubs in all schools across the Municipality. The safety net program also helped pregnant Adolescents receive adequate care during the period and reinstate them back to school after delivery or learn a trade to help them acquire a skill to enhance their care and make them independent. The main aim of the program is to prevent Adolescent girls from having repeated pregnancies. On the other hand, sub-municipals such as kwakyekrom and Panpanso exceeded 10% coverage. These sub-municipals will need a collective intervention of stakeholders to reduce the coverage of teenage/adolescent pregnancies.

Table 2.12: Skilled Delivery By Sub-Municipal

SUB-MUNICIPAL	2020	2021	2022		
	Del.	Del.	2022 Target	Del.	Cov. (%)
ADOAGYIRI	656	555	1330	643	48.3
DJANKROM	84	167	993	133	13.4
DOBRO	84	76	966	83	8.6
FOTOB	312	332	679	392	57.7
KWAKYEKROM	97	75	454	65	14.3
NSAWAM	6485	6947	1234	6168	499.8
PANPANSO	351	285	697	346	49.6
MUNICIPAL	8069	8437	6354	7830	123.2%

Source: MHD- NAMA,2023

Table 2.12 depicts the Municipality trends in skilled delivery from 2020 to 2022. In the period under review, the Municipality recorded exceeds its target of 60% by 123.2% as deliveries attended by skilled personnel. This can be attributed to influx of people from neighboring districts such as Ga West, Akuapem South etc. Comparatively, Fotobi, Panpanso, and Nsawam sub municipalities witness increase in skilled delivery while Kwakyekrom, Djankrom and Dobro saw a decline in skilled delivery. Nevertheless the municipality exceeded its target.

Table 2.13: Tourism Promotion

SN	SITE	MAJOR ATTRACTION
1.	NAMA Gardens	Event area, relaxation space, exploration venue of nature. Event space hosts weddings, funerals, engagements with an annual guest number of 20,000.00 plus.

Source: MPCU, NAMA 2023

2.7 UPDATE ON CRITICAL DEVELOPMENT AND POVERTY ISSUES IN ANNUAL PROGRESS REPORT 2022

This section of the report provides an update on Critical Development and Poverty Interventions in the Nsawam Adoagyiri Municipality. Table 2.11 indicate some interventions aimed at reducing vulnerability and increase opportunity for all.

Table 2.10: Critical Development and Poverty Issues in 2022

Critical Development and Poverty Issues	Allocation GH¢	Actual receipt GH¢	No of Beneficiaries	
			Targets	Actuals
Ghana School Feeding Programme	-	-	28,220	20,233
Capitation Grants	GH¢64,746.10	GH¢64,746.10	28,220	28,220
National Health Insurance Scheme	GH¢237,490	GH¢188183.14	120,000	106,540
Livelihood Empowerment Against Poverty (LEAP) programme	709,968	GH¢ 34,785	545	545
One District-One Factory Programme	GH¢23,000	GH¢0.00	3	1
Planting for Food and Jobs Programme	GH¢3,750.00	GH¢0.00	2,400	Fertilizer 1917 Seeds 3083
Rearing for Food and Jobs (RFJ)	GH¢4,475.00	GH¢0.00	125	-
Planting for Exports And Rural Development (PERD)	GH¢7,935.5	GH¢0.00	127	127
Free SHS Programme	GH¢732,655.22	GH¢732,655.22	3,321	4,145

Source: MPCU Secretariat (NAMA), 2023.

2.8 CROSS-CUTTING ISSUES

The Nsawam Adoagyiri Municipal Assembly also implemented some cross-cutting issues in the year 2022. These include Gender and Vulnerability, HIV/AIDS and Local Economic Development. Details are indicated in Appendix 6.

2.9 PARTICIPATORY MONITORING & EVALUATION

Participatory M&E is an essential part of the implementation of projects and programmes, since it provides feedback, identifies immediate problems or deviations from the established plan and find quick practical solutions. Hence, MPCU identified key NGOs/CSOs and other stakeholders working in the Municipality and established strong partnerships with them with the view of pursuing a common development agenda. The MPCU conducted series of participatory Monitoring and Evaluation exercises where the team met Project Contractors, Project Consultants, Chiefs, Opinion leaders, Assembly members, Unit Committee members, beneficiary

communities/ institutions at Project sites to deliberate on observations and recommendations made. These recommendations are being implemented by the responsible parties.

The sources of information used in monitoring development projects or programmes and activities include monthly, quarterly, and annual reports from project sites based on a specific format.

2.9.2 Evaluations Conducted, Their Findings and Recommendations

The Nsawam Adoagyiri Municipal Assembly used the following means to access and gather feedback on implemented projects and programmes as revised under the Agenda for Jobs Policy Framework. A baseline evaluation was conducted on some projects/programmes because of inadequate funds/logistics to carry out the exercise on all projects/programmed and policies. Table 2.11 shows details of the evaluations conducted.

Table 2.11: Update on Evaluations Conducted

No	Name of Evaluation	Policy/program/project	Consultant/Resource persons involved	Methodology Used	Findings	Recommendations
1.	Ex-Post Evaluation	Reshaping of Pampaso - Krokese road in the Nsawam Adoagyiri municipality	MPCU/Urban Roads Engineer/MPO	Interview of drivers and residents Observation Monitoring & Inspection	Reduction in travel time from an average of 30mins to 10 mins Improved access to farms and markets in the area improving the local economy Saved maintenance expenses of drivers Muddy roads during the rainy season creating potholes Dusty roads affecting residents during the dry season	It is prudent to maintain the roads frequently to continue enjoying its benefits It is necessary to get the roads tarred to prevent its adversities.
1.	Ex-Post	Drilling and Construction of 5 No. Mechanized Borehole @ Alafia Kwaku Tawiah Boahenkrom and Asongkrom	MPCU/MPO	Interview of residents Observation Monitoring & Inspection	Reduced the commuting time of residents to access potable water Improved children's' school going time	Maintenance of the project is very important as that will ensure the sustenance of the project
2.	Mid-Term Evaluation	Construction of 1No. 6-unit classroom block at Prisons	MPCU	Monitoring & Inspection Observations Interviews	The project has delayed because the expected date of completion of the project has exceeded by three (3) months	This project is expected to increase enrolment and so the contractor should be tasked to finish on time
3.	Mid-Term Evaluation	Construction of 1No CHPS Compound at Bowkrom	MPCU	Monitoring & Inspection Observations Interviews	Major defaults were found in the structure and funds was released to the contractor to rectify the faults. The project is now 60% completed even though should have been completed in 2021.	The Contractor should be tasked to finish the project or the Assembly should re-award the project

Source: MPCU Secretariat (NAMA), 2023

Table 2.12: Update on PM&E Conducted

Name of the PM&E Tool	Policy/Programme/project involved	Consultant or resource persons involved	Methodology used	Findings	Recommendations
Participatory Rural Appraisal Posters	Health Infrastructure	Some Heads of Departments, Works Sub-committee Chairman, DPSC Chairman, Assembly Members, Unit committee members, Community members, contractors	Site meetings	<ul style="list-style-type: none"> - delay in completion of projects - some contractors were using inferior materials - Some contractors had abandoned projects site. They explained it was due to lack of funds to continue the projects 	<ul style="list-style-type: none"> -extension of dates was made and contractors were asked to abide by the new dates. Failure will have consequences - Contractors were requested to change the materials to suit the specifications - Contractors were asked to return to the site and complete the projects. The Assembly will put in efforts to sort out all outstanding payments.
Participatory Rural Appraisal Transect Walk	Education Infrastructure	Ghana Education Service Reps, District Education Directorate Reps, Assembly Members, Unit Committee members, Community members	Focus Group Discussions, Interview of Community Members	-delay in the release of GETFUND and DACF to continue projects	-Alternative sources of funds should be sourced to avoid delaying projects

				<p>-delay in completion of projects</p> <p>- some contractors were using inferior materials</p>	<p>-extension of dates was made and contractors were asked to abide by the new dates.</p> <p>-Contractors were requested to change the materials to suit the specifications</p>
Community Score cards	PWD FUND	Department of Social Development	Questionnaire Administration, Observation, Coaching, and Discussion	<p>- All beneficiaries had put their resources to good use</p> <p>-some beneficiaries were making enough to survive while others were able to save from it. Some even expanded their businesses</p>	Fortunately, the allocation for the PWD Fund has been increased by 10%. However, people appeal for increment in the near future so as to cover for a larger majority of the PWDs in the Municipality.
Monitoring Checklist	Agriculture Infrastructure	A 7-member team including the Director of the Agric Department, 4 zonal supervisors, Veterinary officer and MIS Officer	Checklist, Observation, Discussion and Coaching	<p>Farmers are adhering to advise and adoption</p> <p>Farmers are unwilling to form groups</p>	<p>Farmers need to form more groups</p> <p>Farmers need to be educated and trained in bookkeeping</p> <p>Assembly should come out with a land-use policy</p>

				<p>Fields that practiced conservation agriculture experienced less erosion and more nutrients to crops</p> <p>Farmers are unwilling to allocate plots of cultivated land for yield studies which makes accessing farming lands very difficult</p> <p>Farmers are not good at record-keeping</p>	
--	--	--	--	---	--

Source: MPCU Secretariat (NAMA), 2023

CHAPTER THREE SUMMARY AND CONCLUSION

3.1 KEY ISSUES ADDRESSED AND THOSE YET TO BE ADDRESSED

Among the key issues addressed includes the following;

Active stakeholder participation is one of the key issues addressed. This was done in order to enhance the sustainability of programmes and projects.

- ❖ As at the end of the fourth quarter of 2022, the total number of people tested for COVID-19 in the Municipality stood at 33 cases.
- ❖ The Municipality is benefiting from a total number Twenty-one (21) projects from the Infrastructure for Poverty Eradication Programme under the Ministry for Special Initiative. The projects include a library, three mechanized boreholes, three modern solar-powered toilet facilities, a 36 units market shed and a market warehouse. These projects are at various stages of implementation.
- ❖ The reactivation of the Municipal Website has created another platform for citizens to connect with Assemblies and make enquiries or contributions towards decision making in the Assembly.

3.2 SOME OF THE KEY ISSUES WHICH ARE YET TO BE ADDRESSED INCLUDE THE FOLLOWING;

- The Education Directorate is challenged with inadequate furniture for schools for many of the schools in the Municipality
- Most of the Departments complain of inadequate funds and late release of funds which hinder the implementation of their planned activities.
- Inadequate logistics for planning, monitoring and evaluation activities.
- Low institutional capacity to support plan implementation management.
- Poor coordination between the Assembly, Sub-structures and NGOs/CBOs.
- Low capacity of some MPCU members in planning and reporting.
- Sale of farmlands to real estate developers is threatening farming activities in the municipality. Farmlands in the municipality are therefore being converted into

residential dwellings at a rapid rate. Areas affected so much include Sakyikrom, Akramang, Lantei, Chinto, Ahwerease, Pampamso and Okobeyeyie.

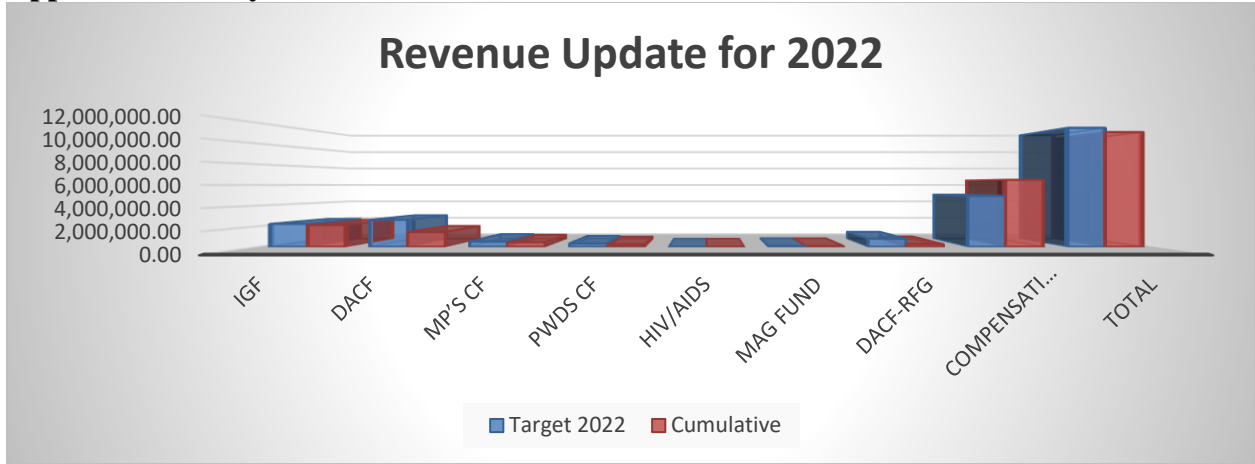
- Inadequate hydrants in the municipality which makes firefighting problematic since the municipality is expanding and the population increasing.
- The fire service station structure is currently weak and can easily collapse and the station is attacked by bedbugs making work difficult at night.

3.3 RECOMMENDATIONS

- ❖ The GES should appeal to Ministry of Education, GETFund and NGOs to assist the schools with the needed furniture
- ❖ Management should release monies meant for Monitoring and Evaluation activities which are mandatory and budgeted for.
- ❖ Dialogue with development stakeholders on the implementation of DMTDP, Sectorial Plans and conduct of M&E exercise.
- ❖ Hold regular consultative meetings, review meetings with development stakeholders on key indicators.
- ❖ Solicit support for training, capacity building and technical assistance towards strengthening the MPCU, Stakeholders, Zonal council etc.
- ❖ Find ways to further improve upon revenue collection, to generate enough revenue for the development of the Assembly.
- ❖ Continue the construction and monitoring of ongoing development projects of the Municipality which were not completed during the previous year.
- ❖ Early release of funds will go a long way to help departments and Units in their work.
- ❖ Logistics like vehicles and motorbikes should be provided to departments involved in fieldwork to ease the problem of transportation into the remote areas

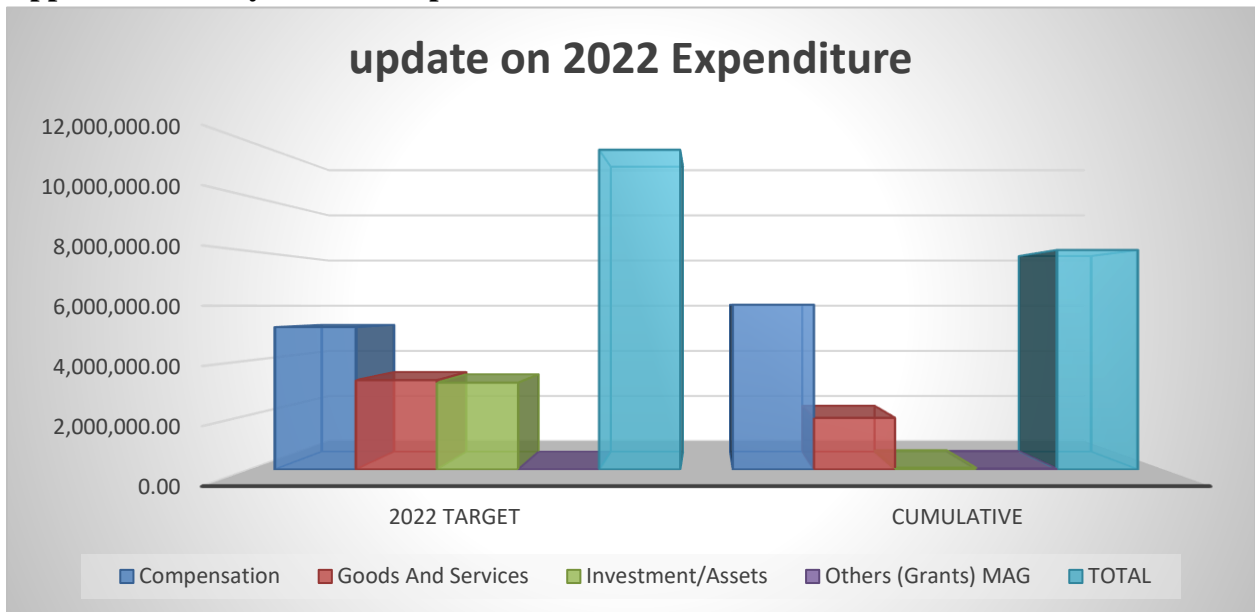
APPENDICES

Appendix 1: Analysis of Revenues Sources for 2022



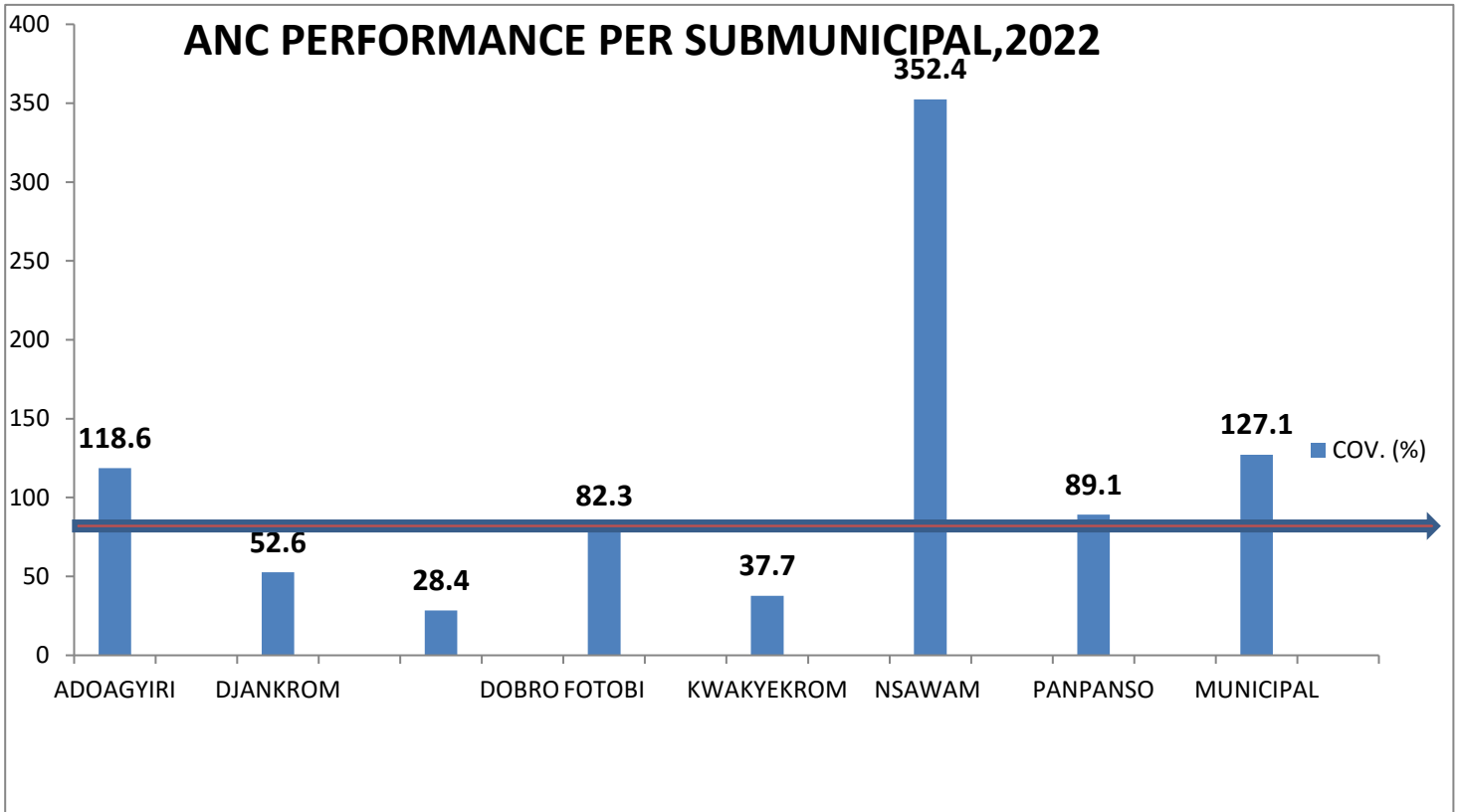
Source: MPCU Secretariat (NAMA), 2023

Appendix 2: Analysis of the Expenditure for 2022

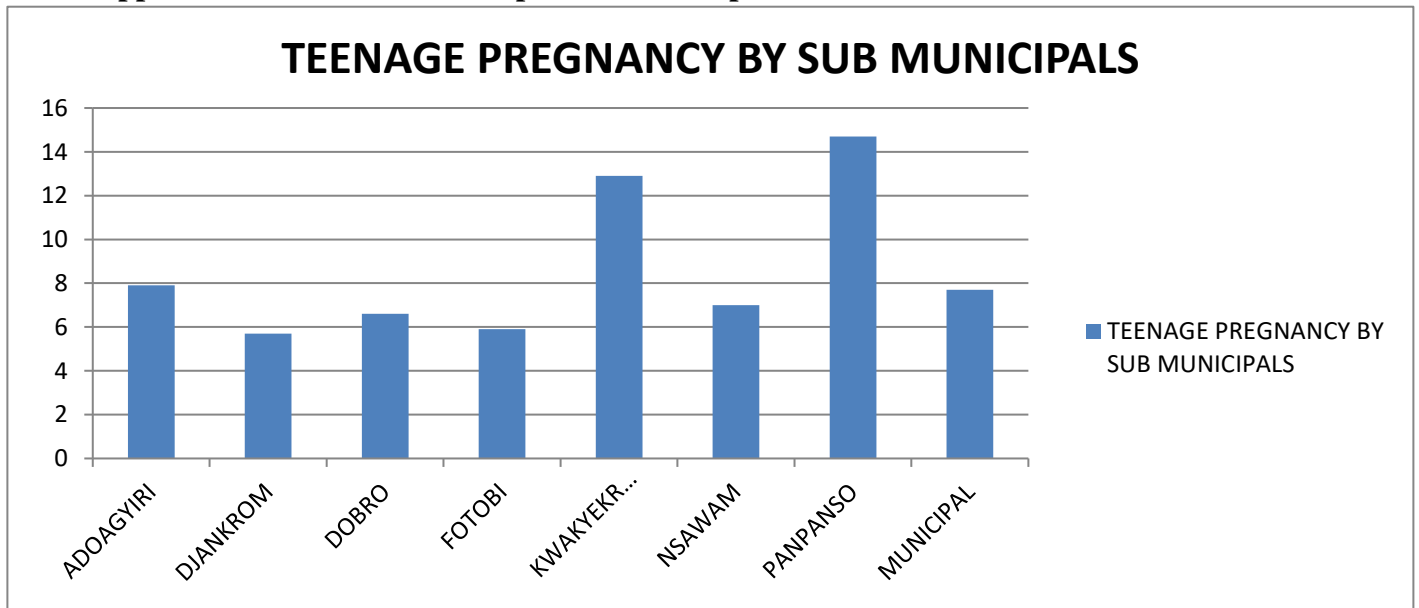


Source: MPCU Secretariat (NAMA), 2023

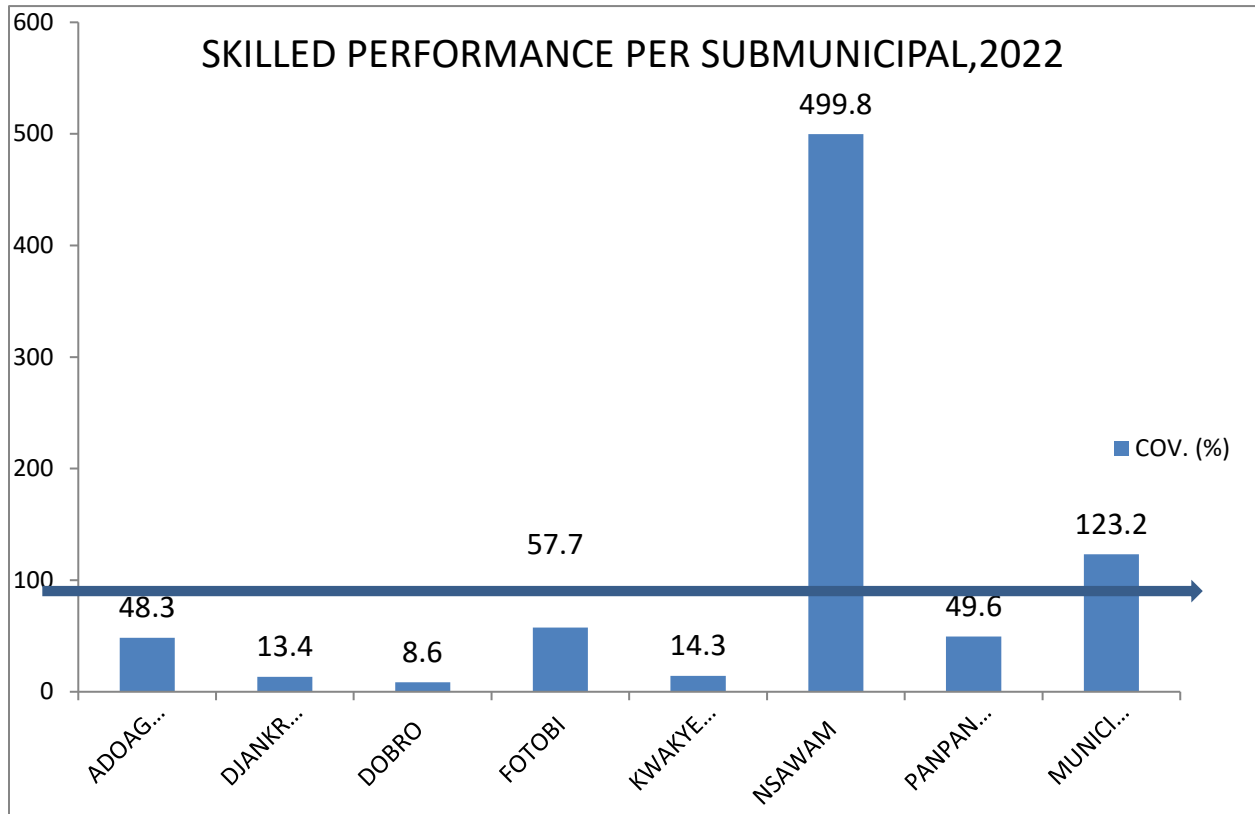
Appendix 3: ANC Performace per submunciapl 2022



Appendix 4: ANC Performace per Sub Municipal 2022



Appendix 5: ANC Performance per Sub Municipal 2022



Appendix 6: Cross-Cutting Issues

S/NO.	CROSS-CUTTING ISSUE	ACTIVITIES UNDERTAKEN
1.	Climate Change	<ul style="list-style-type: none"> ➤ Sensitization programmes on climate Change were organized in six communities between September and October 2022. These communities included, Duadekye, Darkuman, Kofisah, Fotobi, Anoff and Dobro. ➤ International Day for Disaster Reduction was a celebration from the 7th to the 13th October 2022. There was also tree planting at the bank of River Densu, St. Martins Senior High School and basic schools. A total of 546 people participated in the 6 communities. 263 were males and 283 were females.
2.	Gender and Vulnerability	<ul style="list-style-type: none"> ➤ Group Demonstrations were organized for 16 communities on perfumed powder and hair pomade, liquid soap, shower gel, parazone, BF soap and Powdered soap(OMO) including PLWHIV. Total of 341 participants. Female - 284 and male-5710 mass meetings were organized for 10 communities and they were educated on domestic violence, Child labour and COVID-19 protocols. Total - 246 Female – 103 male - 143 ➤ 10 women’s groups’ capacity ware built on leadership skills to manage the groups and take up leadership positions. Total - 122 Male - 20 Female – 102 ➤ 10 women groups were empowered in economic venture, proper records keeping and book- keeping to help them manage their finances well Total - 97 Male - 8 female - 89 ➤ 535 Household LEAP beneficiaries have been paid amountin. 10 household beneficiaries could not turn up for their payment. Total Beneficiary -545, - Male - 269 Female 276. ➤ 270 homes were visited and education on domestic violence, Child Development and its associate disability, Child Neglect, teenage pregnancy and child care. We emphasized on how to manage their homes to keep their children safe. Parents were also educated on how to observe COVID-19 protocols. ➤ Purchasing of the items for PWDs are still in the process. Items for the fourth quarter of 2019, first, second, third and fourth quarters of 2022 are yet to be purchased because of lack of funds. Total PWDs yet to be served are 86. Made up of 41 males - 45 females. ➤ Total number of 35 PWDs were monitored. Constituting 19 females and 16 males ➤ donations of rice, beans, gari, eggs, sardines and oils and sensitization on Covid-19 protocols and child care issues for all the quarters. Total number of children visited -42 Male -18 Female -24
3.	HIV/AIDS	<ul style="list-style-type: none"> ➤ A total of 210 new cases of HIV was recorded in 2022. ➤ The Municipal AIDS Committee in collaboration with the Municipal Health Directorate organized several HIV testing and counselling services in selected communities in efforts to achieve the 90-90-90 objective. ➤ A total number of 1387 tests were carried out in 2022.presently a total of 361 people are living with HIV in the Municipality.

4.	LED ACTIVITIES	<ul style="list-style-type: none"> ➤ A two-day training on technology improvement and Packaging in Cassava Processing was organized for 35 beneficiaries. 31 females and 4 males ➤ Counseling was done for 10 business owners. 6 males and 4 females ➤ Start-Up Kits of the pig sty and poultry Pens have been established for 12 beneficiaries 8 are males and 4 are females
----	----------------	--

SOURCE: MPCU Secretariat, (NAMA), 2023

Appendix 7: Other Projects of Nsawam Adoagyiri

OTHER PROJECTS

OTHER PROJECTS											
20. Construction of 1No 6-Unit classroom Block	Social Development	Kwarkye-krom	True Engineers Construction Ltd.	443,998.45	MOE/GETFund	06/11/20	06/11/20	29/11/21	243,000.00	60%	Lintel level
21. Construction of 1No. 6 unit Classroom block with ancillary facilities	Social Development	Asikabew	Atiso	349,993.70	MOE	05/08/16	12/01/17	04/10/17	174,993.70	90%	Window level abandoned
22. Construction of 1No. 3 unit classroom blocks with ancillary facilities	Social Development	Ankwa Doboro	Yahya	179,851.50	MOE	15/8/16	17/01/17	04/04/17	89,925.50	65%	Gable level
23. Construction of 1No. 6 unit classroom block	Social Development	Akufokrom (Sign Board)	Lawds Dev't Ent	349,993.70	GETFund	21-12-11	21-12-11	08-12-15	174,993.70	70%	Roofed
24. Construction of 1No. 6 unit	Social Development	Asikabew	Atiso	349,993.70	MOE/GETFund	12/08/16	12/08/16	12/04/17	174,993.70	80%	Finishing level

classroom block											
25. Construction of 1No. 6 unit classroom block	Social Development	Bowkrom	Debs Impex Ltd.	395,500.00	GETFund	1/08/2019	1/08/2019	1/06/2020	174,993.70	95%	Window Level
26. Construction of 1No. 6 unit classroom block	Social Development	Bowkrom	Trends Envitech Ltd	349,993.70	GETFund	21-12-11	11-02-12	21-03-13	174,993.70	65%	Window Level
27. Construction of 1No. 6 unit classroom block	Social Development	Panpanso-Ningo	Norcon Ltd	45,606.26	DANIDA/DACF	10/09/03	13/09/03	14/03/04	In contention	95%	Finishing level. in use Meeting held with contractor to finish works

Source: *Municipal Works Department and Urban Roads Departments, (NAMA) 2023*

MINUTES OF 2022 MPCU MEETINGS

NSAWAM ADOAGYIRI MUNICIPAL ASSEMBLY
ATTENDANCE FOR 1ST QUARTER MPCU MEETING (29-03-2022)

No	NAME	DESIGNATION	PHONE NO.	SIGN.
1	Prince Asante	MCBA	02425202	[Signature]
2	Gideon Adobo - Artwi	MPPD	0244246657	[Signature]
3	EMMANUEL OTOO	NCCF	0213861752	[Signature]
4	Monica Zaabo	NCCF	0546434961	[Signature]
5	Sakinatu Adam	MPO	020838439	[Signature]
6	Nana Anusako Ampung	Actg Rep	0244702127	[Signature]
7	Godwin Amoako Smart	NADMO	0244938788	[Signature]
8	En Ay A. Africmah	NHIA	0594638318	[Signature]
9	Emmanuel K. IMNIAH	CHAIRMAN	0244-101915	[Signature]
10	Dawson Nathaniel	GES	0244957118	[Signature]
11	Dobrah Appiah-Kyekum	AGRIC	0262560227	[Signature]
12	Bright Ndim Nei	BAC	0547667171	[Signature]
13	Bruce Any	HOW	0244719736	[Signature]
14	Charles Frimpong Samuel	Statistics	0241560940	[Signature]
15	Francis Kwame Sefo	METD	0243456339	[Signature]
16	Elizabeth Sapp	DOC Head	0241674485	[Signature]
17	Christina Tamakloe	SOC Head	0279632324	[Signature]
18	M.M. Aboch Yindu	MCA	0248980153	[Signature]
19	Engy Alex Asiah Duah	Roads	0247222120	[Signature]
20	Rebecca Aikachise	Finance	0243279598	[Signature]
21	Mrs. Emia Abnaku	MDHS	0244053872	[Signature]
22	Repetual B. Decker	Agric	0208130216	[Signature]
23	Esther Comney	AGRIC	0244625124	[Signature]
24	Mustapha Seedor	Bank Rep	0919690361	[Signature]
25	Joana Anamogor	ASP.O	0510775762	[Signature]
26	Kwabana Dango	✓	024123731	[Signature]
27	Bright Paakwei Annu	A.P.O	0247140266	[Signature]
28	J. A. Amoako	MCA	0244095504	[Signature]
29	Seah	secret	024904253	[Signature]

NSAWAM ADOAGYIRI MUNICIPAL ASSEMBLY
ATTENDANCE FOR 2ND QUARTER MPCU MEETING (13-07-2022)

No	NAME	DESIGNATION	PHONE NO.	SIGN.
1	Deborah Appiah-Agyekum	AGRIC	0262560227	
2	J. A. Anonfo	MCU	0244095224	
3	Sakinatu Adam	MPO	0208380439	
4	Nana Amwaloo Anpong	S/A	0244406427	
5	Gifty A. Atilemah	NHIS	0594638318	
6	Gideon Adobo - Anwi	MPPD	0244246637	
7	Ashley Boateng	SEPT. of Co-operatives	0549141957	
8	Prince Abofo	MHRM	0244940705	
9	Engr. Bruce Anu	HoW	0244709236	
10	Francis Kwame Safo	MEMO	0243456337	
11	Charles F. Sommel	stewards	024156094	
12	Emmanuel Oloo	IN CCE	024386752	
13	Monica Zdato	IN CCE	052643496	
14	E. K. MITTATH	SSO REP	0844101905	
15	Godfried Tsumasi	Municipal Education Office	0244753880	
16	Bright Mtim Dei	BAC	0547667171	
17	Godwin Amoafo Smart	NADMO	0244966786	

NSAWAM ADOAGYIRI MUNICIPAL ASSEMBLY
3RD QUARTER MPCU MEETING (04-10-2022)

NO.	NAME	DESIGNATION	PHONE NO.	SIGN.
1.	J. A. Amoah	MCA	0244095522	
2.	AUGUSTINE ANKUVI	MHD	0244613924	
3.	Sakinau Adam	MPO	0208380439	SAP.
4.	Mans Amoaas Ampang	Trad Rep Ad	0244448627	Chuu
5.	Bright Ntim Dei	BAC	054766271	
6.	Godwin Amoah Smart	NADMO	0244938788	
7.	Xlonica Zaato	N. E. C. E	0946434961	
8.	EMMANUEL ODOO	NCCF	0043861752	Ojinh.
9.	Gideon Adok-Anbui	MPPD	0244246637	
10.	Prince Aloto	MHRM	0244940705	Ajay
11.	E. K. MITTIAH	CSO _{rep}	0244 101915	
12.	Charles F. Somu	statistics	0241580 940	
13.	Bethel Akpaton	Agric	024448 2022	
14.	Antoinette B. Appiah	MBA	02461346 11	

15.	Ashley Boateng	DOC	0549141957	SABU
16.	Rebecca Anghelise	MFO	0243271575	Raf
17.	Edmond Comnoku	Asst. Eng.	0227935167	Edmond
18.	Christians Tamakoh	D.S.N.C.I	0065438735	A.S.D
19.	Engr. Alex Aiala Dial	Head, Roads	0247-221320	Dial
20.	Peter Okyei Darko	ACTS	6243-331277	ZU
21.	Godfried Tsumasi	ENVC. OFFICE	0244753880	God
22.	Edward Adae	Env. Health	0242207416	Ed
23.	Mustapha Sewor	Per. Plan. Union Chair	0719620361	Must
24.	Ikwesi Mensah R.	M.I.A.	0246535679	Ikwesi
25.	Franklin Quansah	FCG	0243418205	Frank
26.	Ernest A.B Oureu	Planning	0240545084	Ernest
27.	Echir Esilfie - Obang	Planning	0243061527	Echir
28.	Diana Kankpeyeng	DPO	0269015885	Diana
29.	Joana Anamogasi	ASPO	0510775762	Joana
30.	Bright Rakwest Anew	ASPO	0247140266	Bright

NSAWAM ADOAGYIRI MUNICIPAL ASSEMBLY
4TH QUARTER MPCU MEETING (13-12-2022)

NO.	NAME	DESIGNATION	PHONE NO.	SIGN.
1.	Richmond O. Louper	NHIS	0244545263	
2.	Nana Amoko Amporg	Int Rep Adoagyiri	0244406127	
3.	Godwin Amoafo Smart	NADMO	0244938788	
4.	Engr. Bruce Awei	HoW	0244719236	
5.	Godwin F. Kiebu	HoA	0244478058	
6.	Charles Fimpang Somuh	Statistics	0241560946	
7.	J. A. Amoafo	MCA	02440915224	
8.	Frederick Aduku	MPO	024475666	
9.	Bright Paakwei Anew	XAPO	0247140266	
10.	Ernest A-B Amsu	Planning	024045084	
11.	Esther Comaley	MBA	0244625124	
12.	Bright N. Dei	BAC	054766717	
13.	Gideon Adobo Aduku	MPPC	0244246637	
14.	Freda Fyram Doronyo	Planning Unit	0541983074	
15.	Antionette Appiah	Budget	0246134611	

16.	Abdul Muhaimin Jarak	E S O Reg	0243624262	
17.	Rebecca Atanchise	MFO	0243271518	
18.	Momia Zado	N. C. C. E.	0546434961	
19.	Diana Kan Kpeyeng	DPO	0269015885	
20.	Francis Kwame Sakyi	METU	0243126339	
21.	Christiana Tamakloe	Social Welfare & Comm. Devt	0271632304	
22.	Gabriel Tsunasi	M. E. O	0244753880	
23.	Luceo Alankusi E	M I A	0240299397	
24.	Antony Oduro	Res Ward	0244086192	
25.	Seraphine Decker	D. O. C	0262997009	
26.	Mustapha Sower	D P S C	0249690861	
27.	Dr Augustine Ankwie	MHD	0244613926	
28.	Prince Akwu	MHRM	0244740705	
29.	Engr. Afer Asiedu	Roads	0247-221320	
30.	Joana Anamofga	ADPO	0540115762	
31.				