



NYAMEKYE MEDICAL CONSULT

P.O. BOX SW 443
AGONA SWEDRU
Tel: 0202010654/0246524396
Email:benjaminarhin258@gmail.com

27/06/25

MUNICIPAL CHIEF EXECUTIVE
NSAWAM-ADOAGYIRI MUNICIPAL ASSEMBLY
NSAWAM
EASTERN REGION

THRO'
MUNICIPAL CO-ORDINATING DIRECTOR
NSAWAM ADOAGYIRI MUNICIPAL ASSEMBLY
NSAWAM
EASTERN REGION

Dear Sir

SUBMISSION OF REPORT ON MEDICAL SCREENING FOR 2025

I hereby submit the 2025 medical screening report to you for your necessary action, please.

Find attached the data for your attention, please.

Thank You.

Yours faithfully


Director






Table of Contents

TABLES	2
FIGURES	2
INTRODUCTION	3
BACKGROUND	4
MAIN OBJECTIVE	4
SPECIFIC OBJECTIVES	4
METHODOLOGY FOR MOBILIZATION	5
ASSIGNED PERSONNEL FOR THE SCREENING EXERCISE	5
MEDICAL EXAMINATION AND LABORATORY TESTS CONDUCTED	5
TARGET GROUP	6
DATA OBTAINED FROM MASS SCREENING	7
DATA OBTAINED FROM FACTORIES AND INSTITUTIONS	19
OUTCOME	23
CHALLENGES	23
RECOMMENDATIONS	24
CONCLUSION	24
APPRECIATION	25

TABLES

Table 1: Distribution of vendors in each community	7
Table 2: Distribution of vendors in each community according to the category of items sold.....	10
Table 3: Distribution of vendors according to gender	12
Table 4: Distribution of vendors according to medical examination.....	15
Table 5: Distribution according to gender in factories	19
Table 6: Distribution of vendors according to medical examination.....	20

EXECUTIVE SUMMARY

The medical screening exercise started on the 27TH of March 2025 and ended on the 27TH of June 2025 in the Nsawam Adoagyiri Municipality. The assembly set a target of 7000 for the company but Nyamekye Medical Consult exceeded and covered 7820 food vendors. On the number of food and drink vendors screened for the mass screening was 6394 while 1426 represent the various factories and institutions.

The number of males screened 1066 (13.6%), while that of females covers 6754 (86.4%). The number food vendors infected with hepatitis B virus covers 46 (0.6%), while that of typhoid infections covers 298(3.7%). Food vendors with high Blood Pressure recorded 628 (8.1%)

Nyamekye Medical Consult wishes to express its profound gratitude to the Nsawam Adoagyiri Municipal Assembly and the Environmental Health Officers, as well as Assembly members and various opinion leaders and other stakeholders in the Nsawam Municipality for their support, cooperation and teamwork during the period of the medical screening exercise

FIGURES

Figure 1: Distribution of vendors in each community.....	9
Figure 2: Distribution of vendors in each community according to the category of items sold.....	11
Figure 3: Distribution of vendors according to gender.....	14
Figure 4: Distribution of vendors according to gender.....	15
Figure 5: Distribution of vendors according to abnormal BP.....	17
Figure 6: Distribution of vendors according to Typhoid fever infections.....	18
Figure 7: Distribution according to gender in factories.....	20
Figure 8: Distribution of vendors according to medical examination.....	22

INTRODUCTION

Street foods are very well patronized in developing countries since they are affordable, easily accessible and also serve as an important source of income for many.

According to FAO and WHO, food vendors are required to undergo basic training in food hygiene before licensing and further training as required by the relevant authority.

As part of ensuring safety for food consumption and to achieve a healthy living among the inhabitants of the Nsawam Adoagyiri Municipality and its surrounding communities, a medical screening exercise is carried out in the municipality annually.

The screening of Food Vendors aims at helping to identify the number of food vendors in the entire district, improve the health consciousness of food vendors and to ensure good environmental hygiene at their work places which in effect helps avoid transmission of contagious diseases to people who patronize their food.

Furthermore, the screening exercise serves as a source of income and to generate revenue for the Municipal Assembly to embark other developmental projects.

BACKGROUND

The Screening exercise took place in the Nsawam Adoagyiri Municipality in the Eastern Region from the 27TH of March 2025 and ended on the 27TH of June 2025. The fee fixed for the mass screening for each food vendor to pay was GHC 40.00.

Each staff of every factory and institution was also required to pay GHC 70.00

MAIN OBJECTIVE

To prevent transmission of communicable diseases such as Typhoid Fever, Cholera, Tuberculosis, Hepatitis, Dysentery and many others through the sale of food and drinks to the general public.

SPECIFIC OBJECTIVES

- To orient food and drink vendors on the proper food handling techniques
- To sensitize them on the need to practice proper hand washing
- To enhance their level of knowledge on safe and hygienic preparation of food and drinks and washing of utensils properly and timely, in order to avoid flies from hovering on food and drinks.
- To develop techniques to convince food and drink vendors to take part in the annual screening exercise.
- To conduct community search and update of all eligible food and drink vendors.

METHODOLOGY FOR MOBILIZATION

Mobilization and announcements were done through the various community information centers, churches and home visit sessions, which was done by the Environmental Health Officers. Nyamekye Medical Consult also had a public address system mounted on a van to go to the various communities to announce to create awareness. Chiefs, assembly members and other opinion leaders were served with letters to notify them of the exercise.

ASSIGNED PERSONNEL FOR THE SCREENING EXERCISE

Five (5) teams were set up and designated to the various communities for the screening exercise.

Each team comprised of a Laboratory Technician and Environmental Health Officers.

MEDICAL EXAMINATION AND LABORATORY TESTS CONDUCTED

- Determination of Blood Pressure
- Typhoid fever test
- Hepatitis B test

TARGET GROUPS

The groups that were engaged in medical screening exercise are as follows;

- Hotels
- Restaurants
- Drinking Bars
- Chop Bars
- Provision sellers
- Fried/Smoked fish
- Handlers of meat and meat products/ Cold store operators
- Sachet water handlers
- Fast food sellers
- Bakeries
- Millers (Corn, fufu, groundnut, vegetables)
- Institutional Canteen staff (School feeding program)
- Pre-school/creche teachers
- Vegetables/ Fruits/ Foodstuffs sellers
- Factory hands

DATA OBTAINED FROM MASS SCREENING

Table 1: Distribution of vendors in each community

COMMUNITY	NUMBER OF VENDORS SCREENED
Aburo Market	27
Adipa/Ankwane Dobro	61
Adoagyiri	190
Afumkrom	8
Ahodwo	109
Ahwerase	61
Akramang	60
Akwamu	123
Anoff	74
Asante Kweku	12
Avaga/Wangara	97
Bowkrom	21
Canary Quarters	100
Chinto	85
Darmang	48
Djankrom	278
Dobro	406
Duayeden	59
Dzatsui	23
Fotobi	148
Hebron	46
Hospital	120
Kofisah/Sumkrom	30
Kwafokrom/Akufukrom/Okanta	132
Kwasikrom/Kwakyekrom	25
Lartei	46
Main lorry park	179
Market	174
Nkyenkyene Amanfrom	30
Noka	43
Nsawam Central	1957
Nsumia	105
Ntoaso	82

Odeikrom	28
Oparekrom	128
Otukwadjo	83
Owuraku	63
Panpanso kurokese	9
Panpanso/Teshie	91
Papito	77
Pepraw junction	95
Prisons	22
Prisons Park	254
Royal Triangle	114
Sakyikrom	139
Signboard	49
Uptown	254
Zongo	30
Total	6394

NO. OF VENDORS

■ No. of Vendors

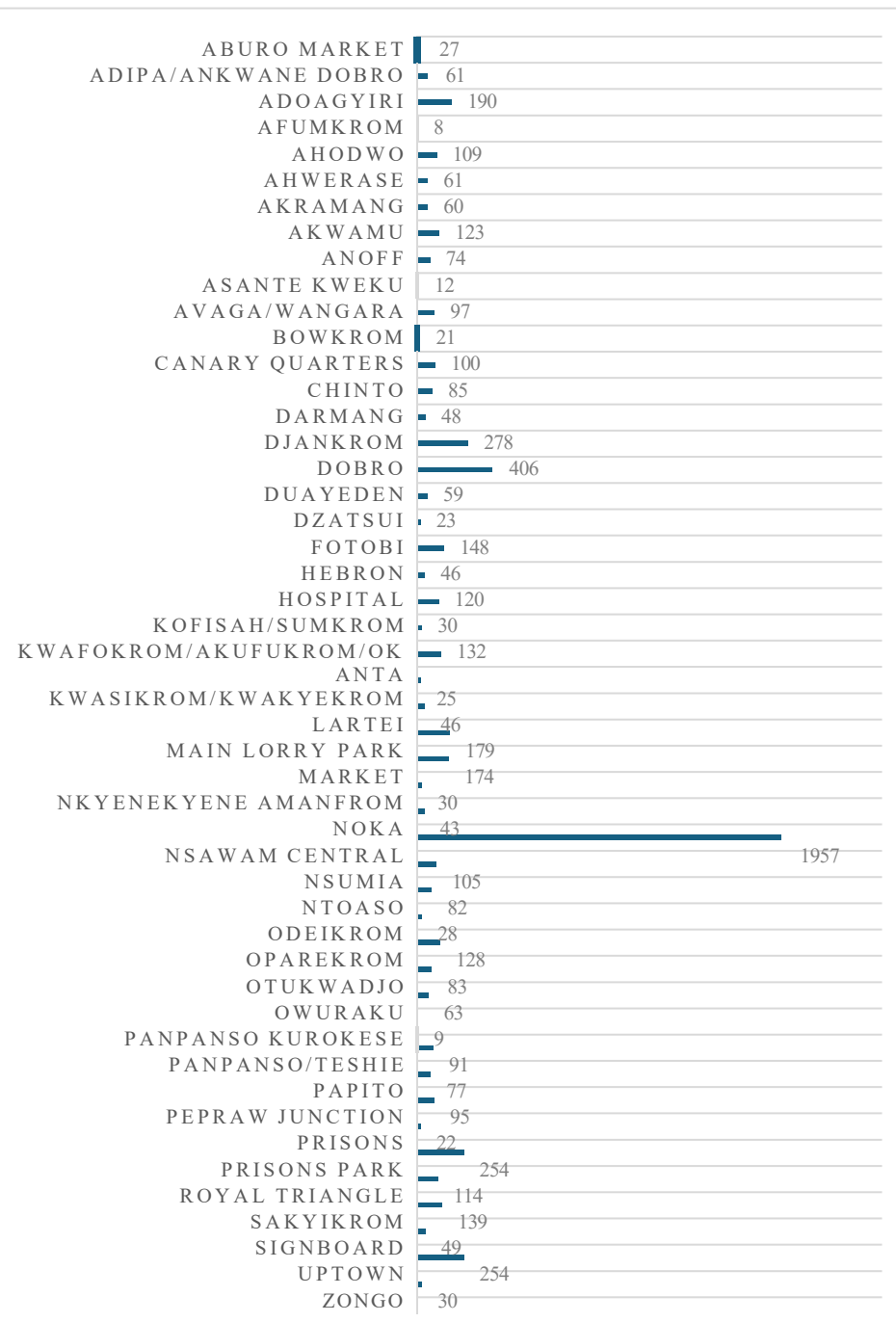


Figure 1: Distribution of vendors in each community

Table 2: Distribution of vendors in each community according to the category of items sold

COMMUNITY	PROVISIONS	DRINKS WATER	FISH MEAT COLD STORAGE	FOODSTUFFS FRUITS, VEGETABLES	BREAD PASTRIES BAKERIES	CORN MILL FUFU MACHINE	COOKED FOOD	TOTAL
Aburo Market	0	2	1	1	0	0	23	27
Adipa/Ankwane dobro	14	9	1	1	0	0	36	61
Adoagyiri	46	26	3	2	11	6	96	190
Afumkrom	2	1	1	0	0	0	4	8
Ahodwo	33	13	5	6	7	2	43	109
Ahwerase	16	10	3	1	1	2	28	61
Akramang	11	7	2	3	1	0	36	60
Akwamu	21	16	8	6	3	1	68	123
Anoff	21	11	1	2	1	0	38	74
Asante Kweku	3	1	1	1	0	0	6	12
Avaga/Wangara	19	16	8	4	4	2	44	97
Bowkrom	3	2	1	2	0	0	13	21
Canary Quarters	24	11	4	10	9	5	37	100
Chinto	24	11	4	10	9	5	43	85
Darmang	10	6	2	5	1	0	24	48
Djankrom	46	44	25	17	44	4	98	278
Dobro	97	76	38	20	17	2	156	406
Duayeden	12	14	4	1	2	0	26	59
Dzatsui	5	3	0	0	0	2	13	23
Fotobi	23	21	3	13	1	0	87	148
Hebron	1	4	1	3	6	0	31	46
Hospital	16	19	8	6	10	3	58	120
Kofisah/Sumkrom	5	7	2	0	0	0	16	30
Kwafokrom/Akufukrom	13	9	5	2	1	1	101	132
Kwasikrom/Kwakyekrom	7	3	1	0	1	0	13	25
Lartei	10	5	2	4	4	1	20	46
Main lorry park	5	15	2	0	13	0	14	179
Market	14	12	10	7	5	0	126	174
Nkyenkyene Amanfrom	9	5	1	1	1	0	13	30
Noka	10	2	1	4	1	0	25	43
Nsawam Central	254	137	144	301	83	17	1053	1957
Nsumia	22	10	2	7	3	1	60	105
Ntoaso	13	12	2	8	4	1	42	82

Odekrom	8	5	1	0	1	2	11	28
Oparekrom	37	19	7	14	10	2	39	128
Otukwadjo	25	6	5	3	2	1	41	83
Owuraku	18	12	3	0	1	0	29	63
Panpanso kurokese	0	3	2	0	0	0	4	9
Panpanso/Teshie	21	9	9	2	0	1	41	91
Papito	22	10	1	1	2	0	41	77
Pepraw junction	26	8	6	0	6	0	49	95
Prisons	6	1	0	0	2	0	13	22
Prisons Park	6	23	33	36	9	3	144	254
Royal Triangle	32	18	4	12	5	1	42	114
Sakyikrom	21	9	1	0	1	0	107	139
Signboard	9	4	4	2	5	2	23	49
Uptown	3	8	15	5	25	0	198	254
Zongo	12	4	0	0	1	0	13	30
Total	1009	679	387	523	313	67	3416	6394

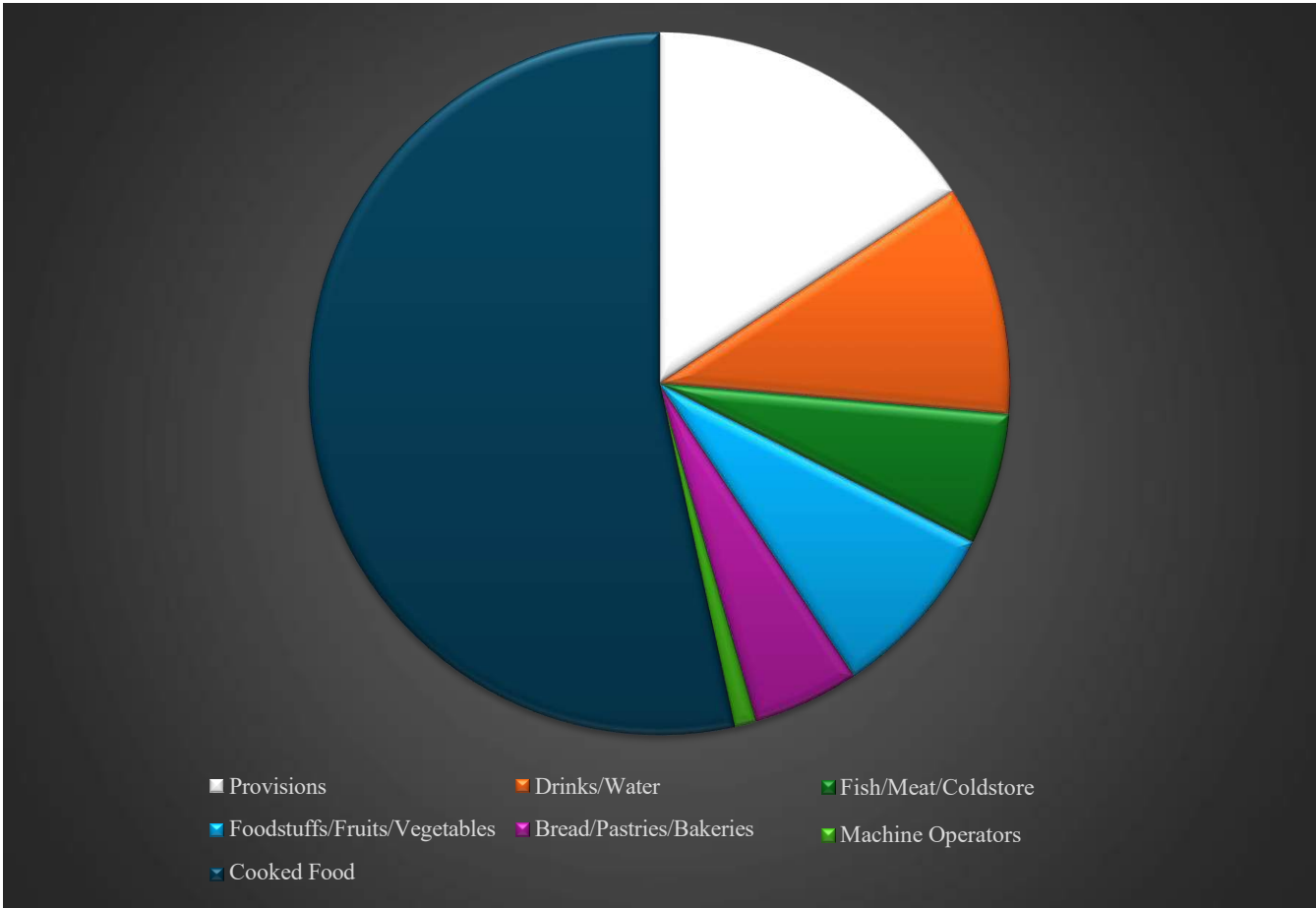


Figure 2: Distribution of vendors in each community according to the category of items sold

Table 3: Distribution of vendors according to gender

COMMUNITY	MALES	FEMALES	TOTAL
Aburo Market	0	27	27
Adipa/Ankwane dobro	1	60	61
Adoagyiri	9	181	190
Afumkrom	0	8	8
Ahodwo	4	105	109
Ahwerase	5	56	61
Akramang	1	59	60
Akwamu	4	119	123
Anoff	8	66	74
Asante Kweku	0	12	12
Avaga/Wangara	4	93	97
Bowkrom	2	19	21
Canary Quarters	2	98	100
Chinto	1	84	85
Darmang	0	48	48
Djankrom	12	266	278
Dobro	30	376	406
Duayeden	8	51	59
Dzatsui	1	22	23
Fotobi	6	142	148
Hebron	8	38	46
Hospital	11	109	120
Kofisah/Sumkrom	1	29	30
Kwafokrom/Akufukrom	8	124	132
Kwasikrom/Kwakyekrom	0	25	25
Lartei	3	43	46
Main lorry park	11	168	179
Market	3	168	174
Nkyenkyene Amanfrom	2	28	30
Noka	1	42	43
Nsawam Central	144	1815	1957
Nsumia	6	99	105
Ntoaso	3	79	82
Odeikrom	2	26	28

Oparekrom	4	124	128
Otukwadjo	4	79	83
Owuraku	2	61	63
Panpanso kurokese	1	8	9
Panpanso/Teshie	8	83	91
Papito	4	73	77
Pepraw junction	2	93	95
Prisons	0	22	22
Prisons Park	5	249	254
Royal Triangle	5	109	114
Sakyikrom	8	131	139
Signboard	1	48	49
Uptown	6	248	254
Zongo	5	25	30
Total	356	6038	6394

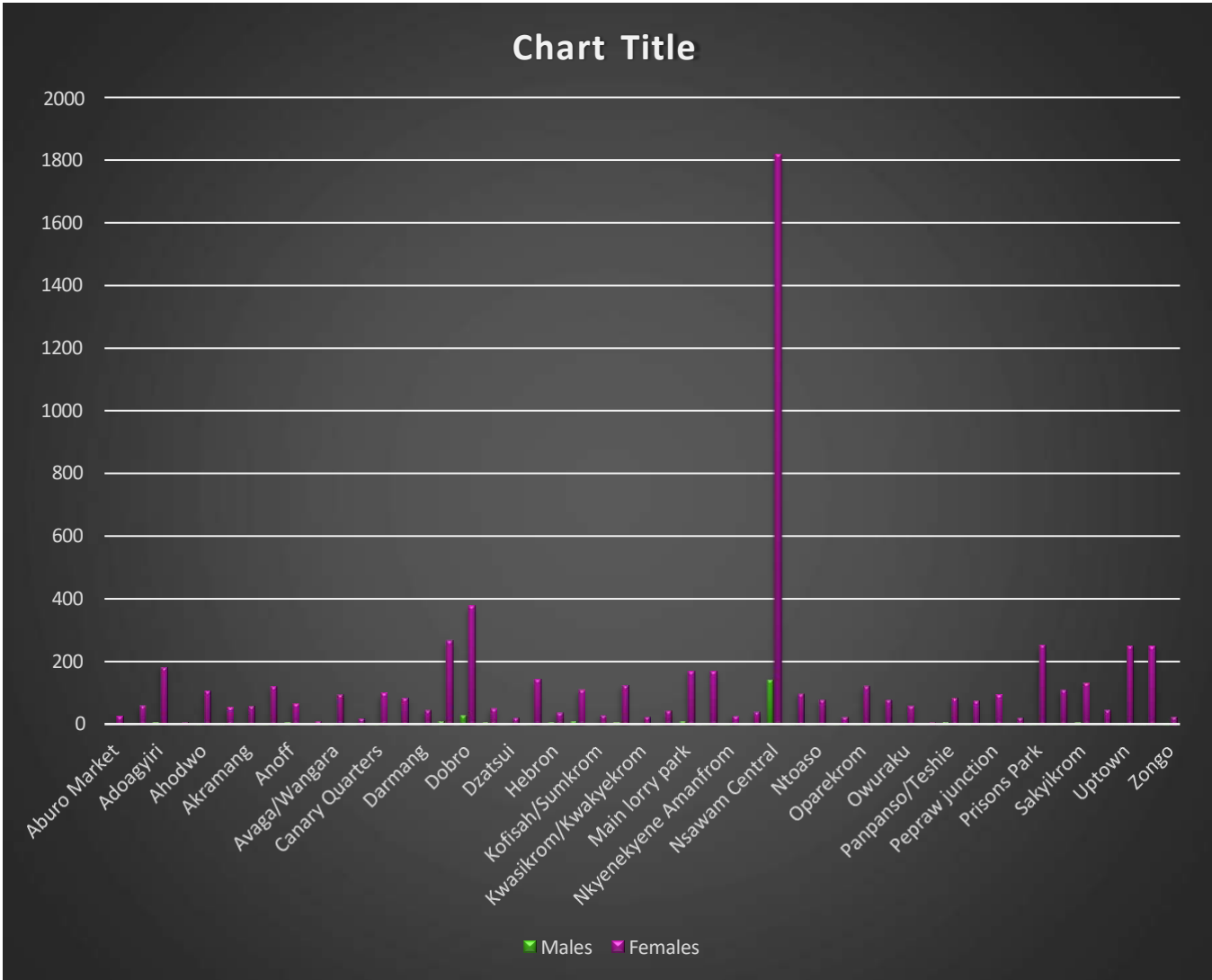


Figure 3: Distribution of vendors according to gender

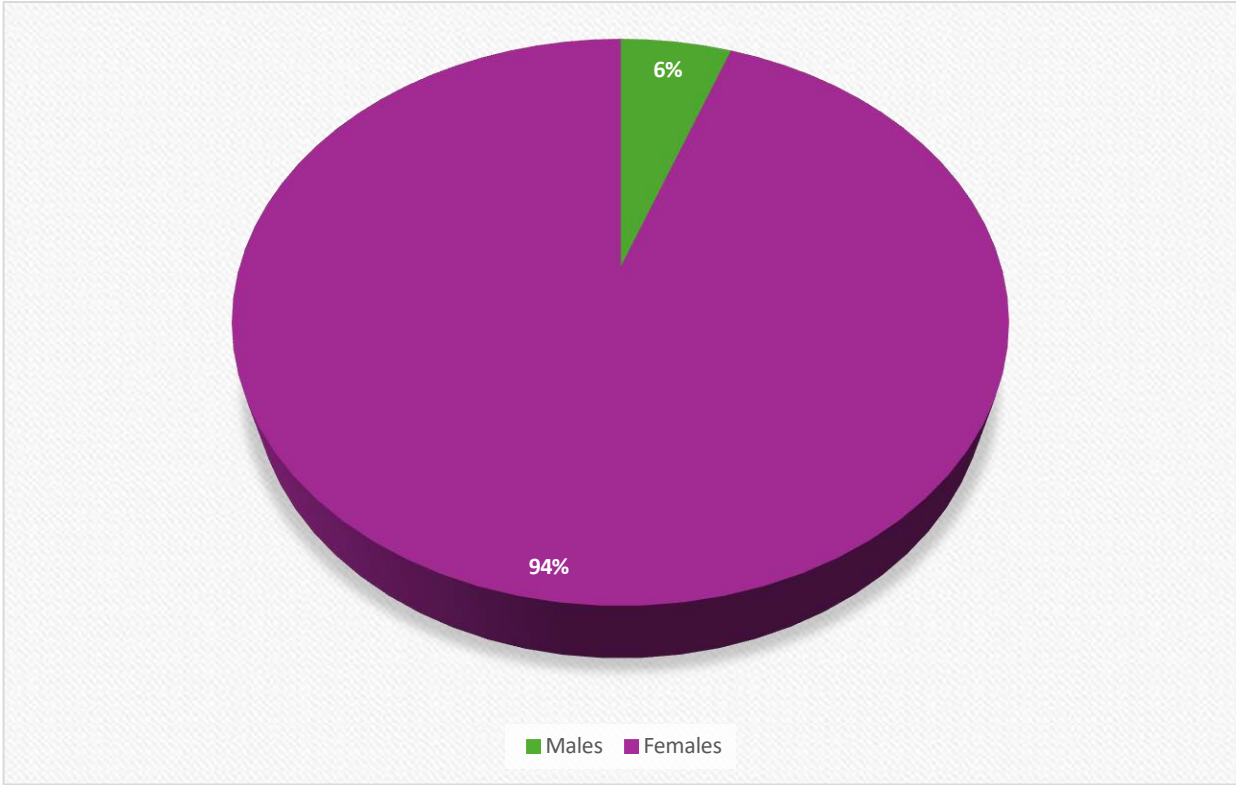


Figure 4: Distribution of vendors according to gender

Table 4: Distribution of vendors according to medical examination

COMMUNITY	ABNORMAL B.P	TYPHOID INFECTIONS
Aburo Market	-	0
Adipa/Ankwane dobro	6	1
Adoagyiri	12	3
Afumkrom	-	0
Ahodwo	15	7
Ahverase	13	7
Akramang	7	2
Akwamu	13	6
Anoff	6	1
Asante Kweku		0
Avaga/Wangara	30	11
Bowkrom	8	3
Canary Quarters	38	4
Chinto	11	3
Darmang	12	6
Djankrom	20	28
Dobro	73	11
Duayeden	3	3
Dzatsui	0	0
Fotobi	7	21
Hebron	0	3
Hospital	3	16
Kofisah/Sumkrom	0	3
Kwafokrom/Akufukrom	5	0
Kwasikrom/Kwakyekrom	1	5
Lartei	6	5
Main lorry park	9	14
Market	15	9
Nkyenkyene Amanfrom	6	3
Noka	3	7
Nsawam Central	97	2
Nsumia	5	9
Ntoaso	3	1
Odeikrom	1	10
Oparekrom	11	11
Otukwadjo	3	4

Owuraku	6	3
Panpanso kurokese	0	2
Panpanso/Teshie	5	4

Papito	6	0
Pepraw junction	9	1
Prisons	1	14
Prisons Park	13	11
Royal Triangle	2	3
Sakyikrom	8	10
Signboard	3	6
Uptown	14	1
Zongo	6	1
Total	512	269

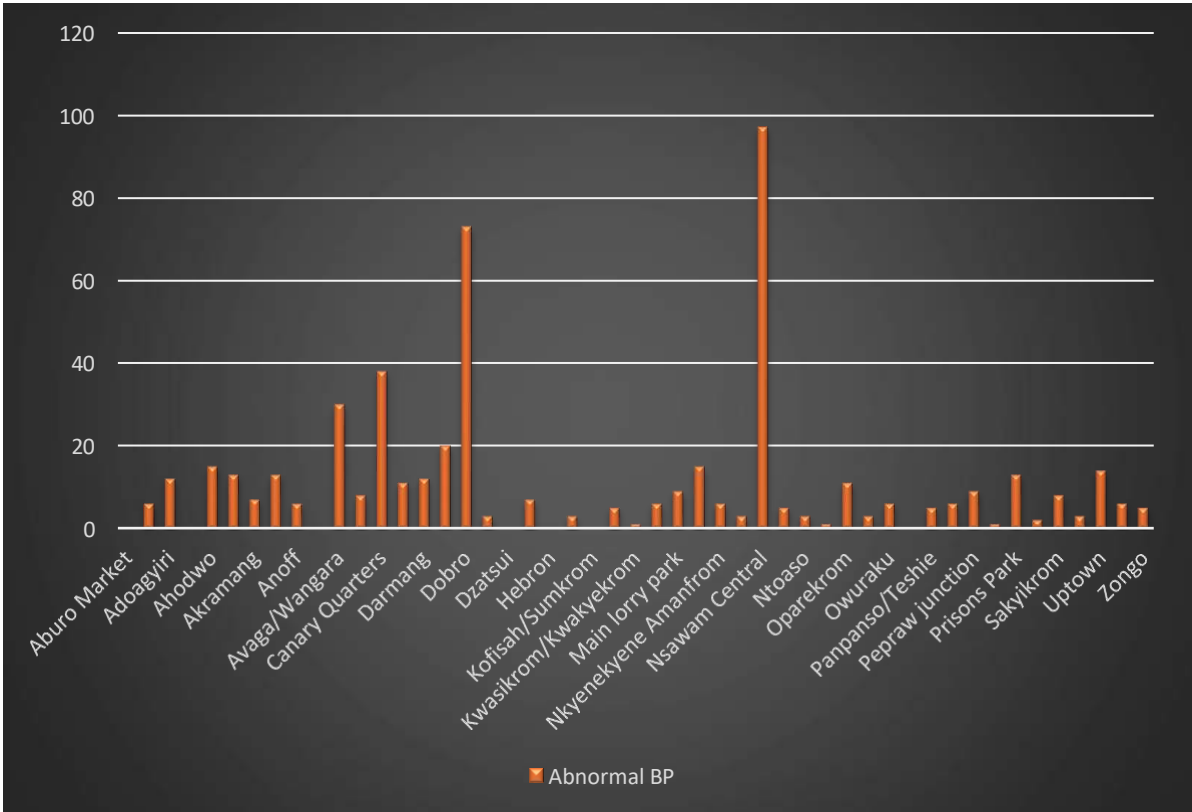


Figure 5: Distribution of vendors according to abnormal BP

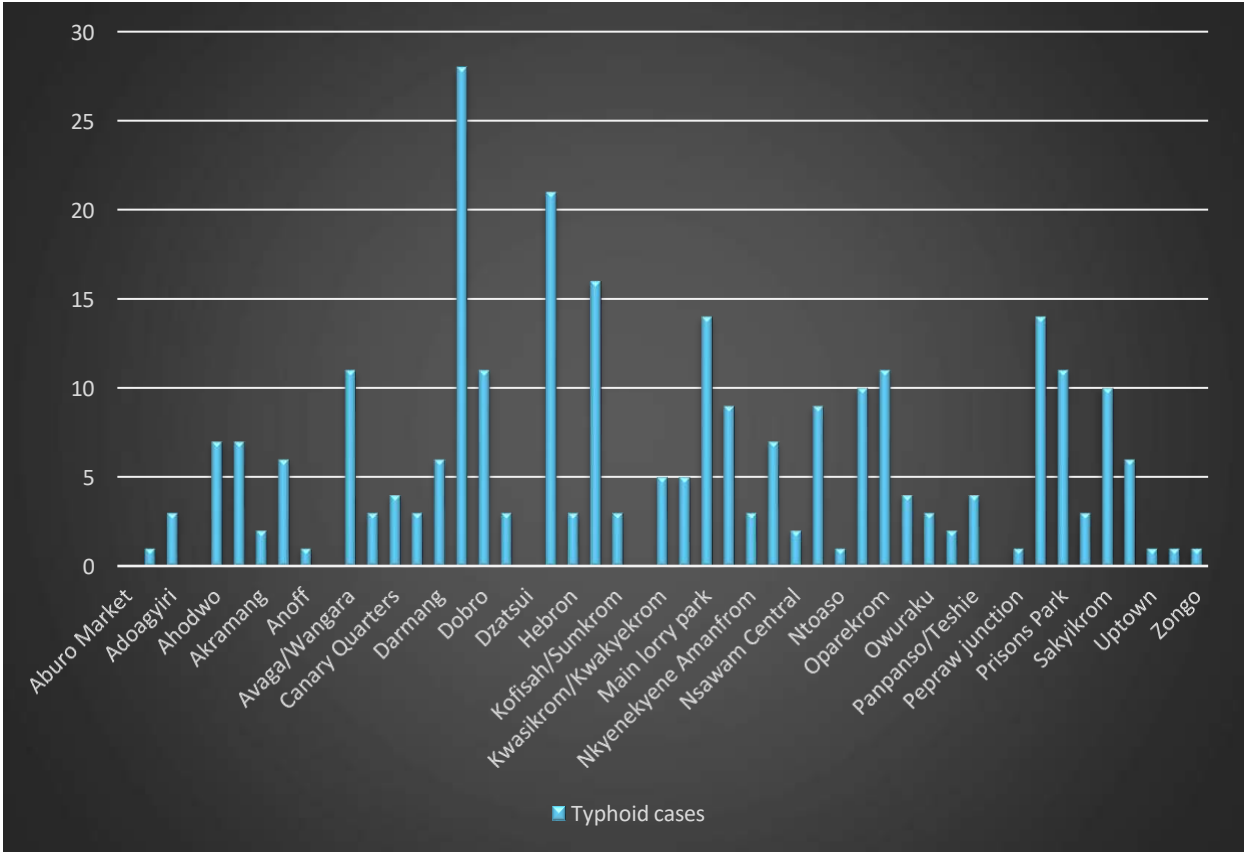


Figure 6: Distribution of vendors according to Typhoid fever infections

DATA OBTAINED FROM FACTORIES AND INSTITUTIONS

Table 5: Distribution according to gender in factories

INSTITUTION	MALES	FEMALES	TOTAL
Abramart Ent	3	12	15
Ann Mineral water	15	9	24
Aquafil	41	25	66
Aqua life	3	0	3
Aqua Beyond	7	6	13
ASTEK	1	5	6
Bar 205	0	7	7
Blue Skies	21	33	54
Bomarts farms	316	402	718
Canadian Ice	9	0	9
Charger Ltd.	11	9	20
Circle of kings	0	3	3
Clifbel Ent.	0	2	2
Country Lodge	4	8	12
Dansak Farms	3	7	10
Enam Market	5	12	17
Enyo's Lodge	0	1	1
FC Bread	17	0	17
Fedek Ventures	27	18	45
First Ice Mineral Water	9	4	13
Fosua Papabi Hotel	1	3	4
Grace Ice water	2	0	2
Home Fresh	2	3	5
Igloo Mineral Water	2	0	2
Jodorf Coldstore	14	6	20
Maa Regis Bakery	11	5	16
Masters Pizza	3	7	8
Mawunya bakery	4	4	8
Miracle Fruits	8	7	15
Mountain ice water	3	2	5
Naisac water	4	0	4
Nel Ice	3	1	4
Nkate Burger	37	29	66
Osprey Bakery	8	4	12
PK Mineral water	2	0	2
Pure Extra water	6	1	7
Ransboat	1	23	24
Revive Water	2	1	3
Rick Mineral Water	3	0	3
Royal Santos Hotel	0	1	1
SIP mineral water	2	1	3
Sky water	6	5	11
Speciality Beer	4	2	6

Star Splash mineral water	5	3	8
Table 67	2	8	10
True Farms	7	25	32
Uptown Mineral water	2	1	3
Voltic	74	11	85
Total	710	718	1426

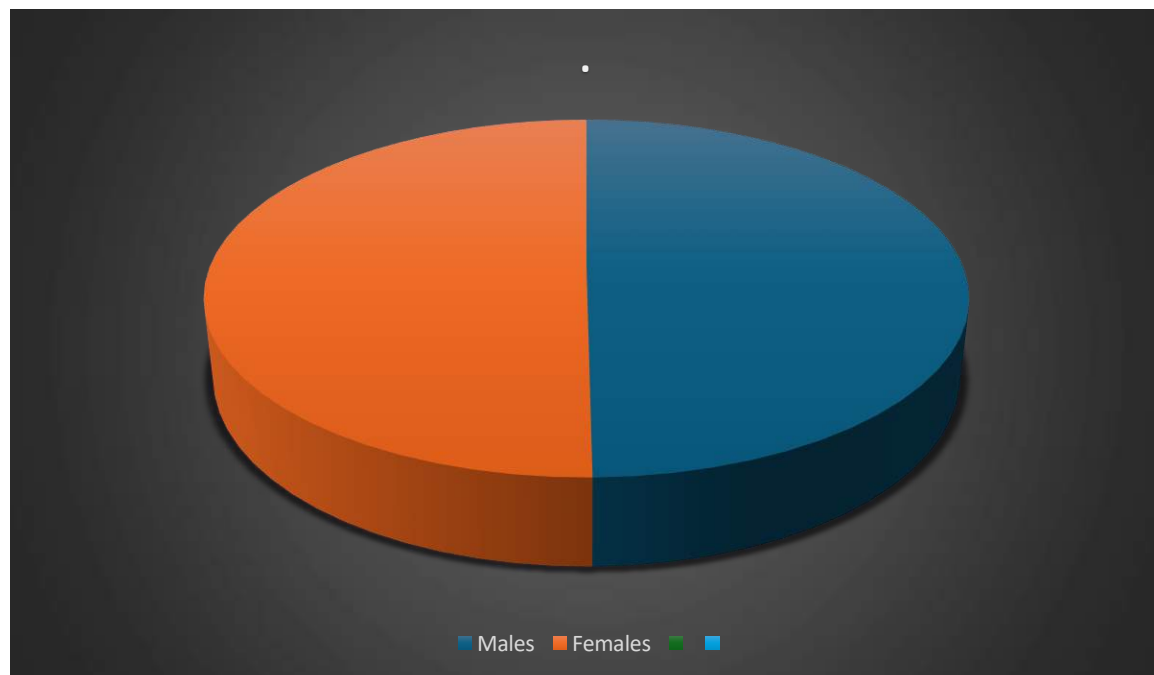


Figure 7: Distribution according to gender in factories

Table 6: Distribution of vendors according to medical examination

INSTITUTION	ABNORMAL B. P	TYPHOID	HEPATITIS B	TOTAL
Abramart Ent	-	-	-	15
Ann Mineral water	2	-	-	24
Aquafil	8	3	2	66
Aqua life	11	5	2	3
Aqua Beyond	1	-	-	13
ASTEK	2	1	-	6
Bar 205	4	1	-	7
Blue Skies	6	2	-	52
Bomarts farms	29	8	9	718
Canadian Ice	3	-	-	9
Charger Ltd.	1	-	-	20
Circle of kings	1	1	1	3
Clifbel Ent.	3	-	-	2
Country Lodge	2	-	1	12

Dansak Farms	-	2	3	10
Enam Market	3	1	1	17
Enyo's Lodge	1	1	-	1
FC Bread	8	3	2	17
Fedek Ventures	-	-	-	45
First Ice Mineral	-	1	-	13
Fosua Papabi Hotel	-	-	-	4
Grace Ice water	-	-	-	2
Home Fresh	-	-	-	5
Igloo Mineral Water	-	-	-	2
Jodorf Coldstore	2	1	-	20
Maa Regis Bakery	2	2	-	16
Masters Pizza	-	1	-	10
Mawunya bakery	-	1	-	8
Miracle Fruits	1	1	1	15
Mountain ice water	1	-	-	5
Naisac water	-	-	-	4
Nel Ice	-	-	-	4
Nkate Burger	5	3	2	66
Osprey Bakery	1	-	-	12
PK Mineral water	-	-	-	2
Pure Extra water	1	-	-	7
Ransboat	2	1	-	24
Revive Water	1	-	-	3
Rick Mineral Water	1	-	-	3
Royal Santos Hotel	1	-	-	1
SIP mineral water	-	-	-	3
Sky water	1	1	1	11
Speciality Beer	1	-	-	6
Star Splash mineral	-	-	-	8
Table 67	1	1	-	10
True Farms	2	2	2	32
Uptown Mineral	1	-	-	3
Voltic	7	3	2	85
Total	116	46	29	1426

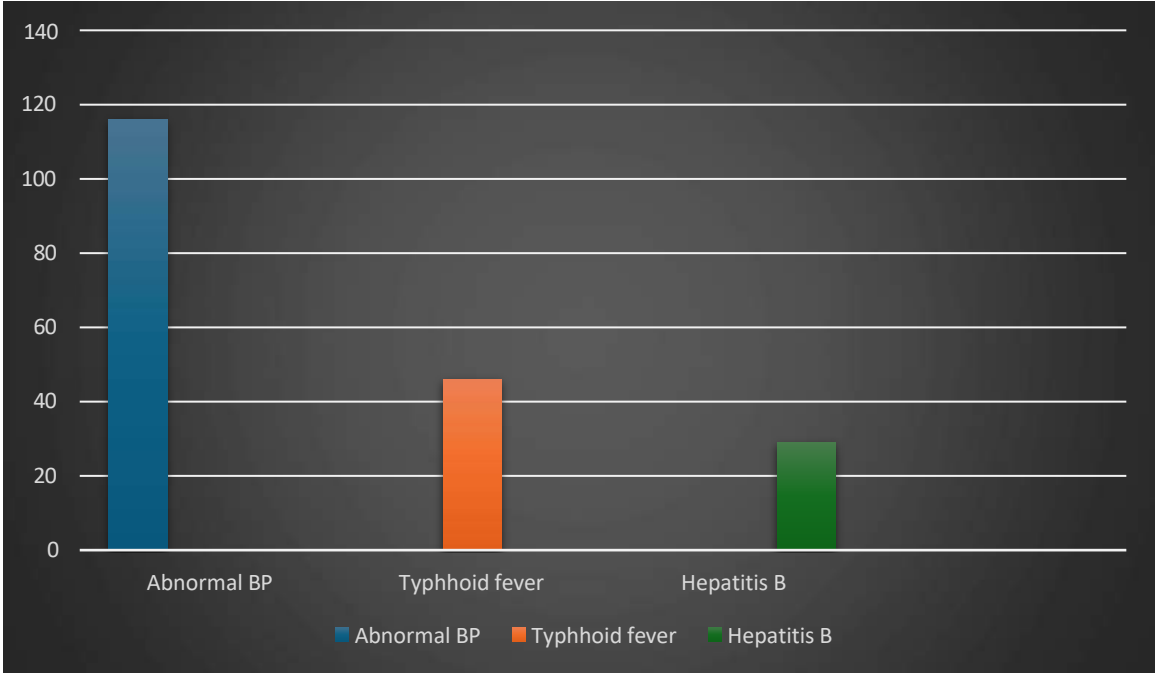


Figure 8: Distribution of vendors according to medical examination

OUTCOME

The medical screening exercise started on the 27TH of March 2025 and ended on the 27TH of June 2025 in the Nsawam Adoagyiri Municipality in the Eastern Region. The number of food and drink vendors screened for the mass screening was 6394 while 1426 was recorded for the various factories and institutions.

Below is a summary of the exercise;

Total number of food vendors screened	7820
Number of a male vendors	– 1066 (13.6%)
Number of a female vendors	– 6754
(86.4%) Participants with abnormal Blood Pressure	– 628 (8.1%)
Participants with typhoid fever infection	– 298
(3.7%) Participants with abnormal Hepatitis B infection	– 46 (0.6%)

CHALLENGES

- Some food and drink vendors were reluctant to be part of the screening exercise.
- Food vendors had complaints about the inadequate inspection and follow up checks of the health certificates by Environmental Health.
- There was a general issue of inadequate education concerning the importance of the medical screening from the Environmental Health Officers to the food vendors, so the vendors only seemed to think the exercise is all about collecting their money, but not about their health status.

- Insufficient prosecution of defaulters was a cause for some vendors refusing to participate in the exercise.
- The assembly task force was not enough for the exercise and also not regularly at post to support the exercise.

RECOMMENDATIONS

- Food vendors who exempted themselves from the exercise should be prosecuted after the exercise to serve as a deterrent.
- The Municipal Assembly should support the Screening exercise with enough Taskforce team members during the period of the exercise as this helps to create more awareness and as a result boosting the turnout.
- Environmental Health Officers should intensify the health education to enable the vendors understand the purpose and concept of the exercise.
- Environmental Health Officers should intensify in the inspection and verification of the health certificate to bring the defaulters to book.

CONCLUSION

The data gathered during the exercise indicates an improvement in the public health situation in the municipality.

The typhoid fever cases recorded was 3.7% as compared to 8.1% in 2024.

The percentage of participants with abnormal blood pressure also dropped from 11.1% in 2024 to 8.1%.

There was a slight increase of Hepatitis B cases from 0.5% in 2024 to 0.6% in 2025.

Vendors who were discovered to have health concerns such as Abnormal Blood pressure, Typhoid fever infection, and Hepatitis B infection were counselled and also referred to the Municipal health directorate facilities to further refer them to health posts for checks and treatment. This will help to eradicate the spread of the infections.

Vendors who passed the screening exercise were issued with health certificates which is valid for one year.

In general, Environmental Health Officers are responsible for inspection of medical examination certificates of food vendors and failure to acquire this certificate is regarded as an offence according to local bye-laws.

APPRECIATION

Nyamekye Medical Consult wishes to express its profound gratitude to the Nsawam Adoagyiri Municipal Assembly and the Environmental Health Officers, as well as Assembly members and various opinion leaders and other stakeholders in the Nsawam Municipality for their support, cooperation and teamwork during the period of the medical screening exercise.

A handwritten signature in blue ink, appearing to read 'B. Arhin', is written over a horizontal dashed line.

DR. BENJAMIN ARHIN
(C.E.O)

GALLERY OF THE PROGRAM







